

Developmental Disabilities Administration (DDA) Eligibility Determination Activity

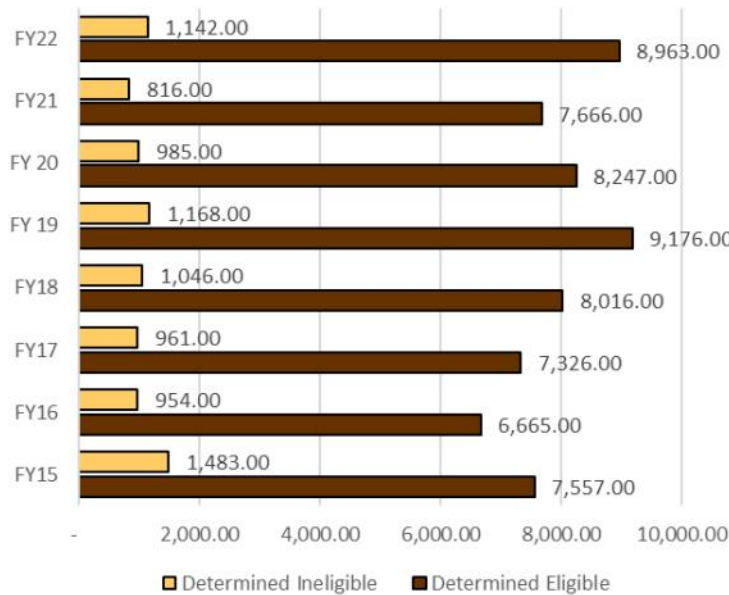
To apply for a determination of eligibility by the Developmental Disability Administration (DDA), you must fill out some required forms and return them with supporting evidence of your eligible condition and substantial limitations. Under Washington State law, the definition of a developmental disability is a disability attributable to:

- Intellectual Disability; Cerebral Palsy; Epilepsy; Autism; or Another neurological or other condition similar to intellectual disability.

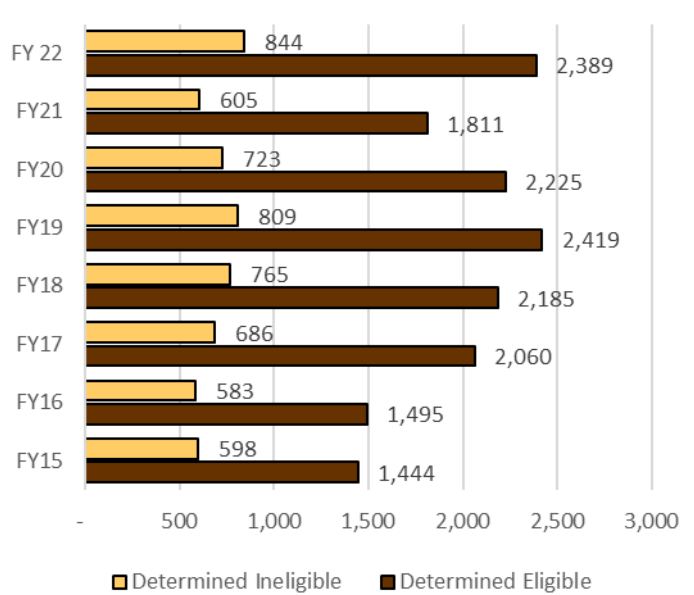
The disability must have originated before the individual attained age eighteen, continued or can be expected to continue indefinitely, and results in substantial limitations to an individual's intellectual and adaptive functioning.

Eligibility is reviewed for all conditions at the individual's 4th birthday and at age 19 or older. Additional reviews are done at the 10th birthday for a diagnosis of developmental delay or Down Syndrome, by the 18th birthday for medically intensive clients, and no later than the 20th birthday when academic delays were used as evidence of substantial limitations. Additional eligibility information can be found at www.dshs.wa.gov/dda/consumers-and-families/eligibility

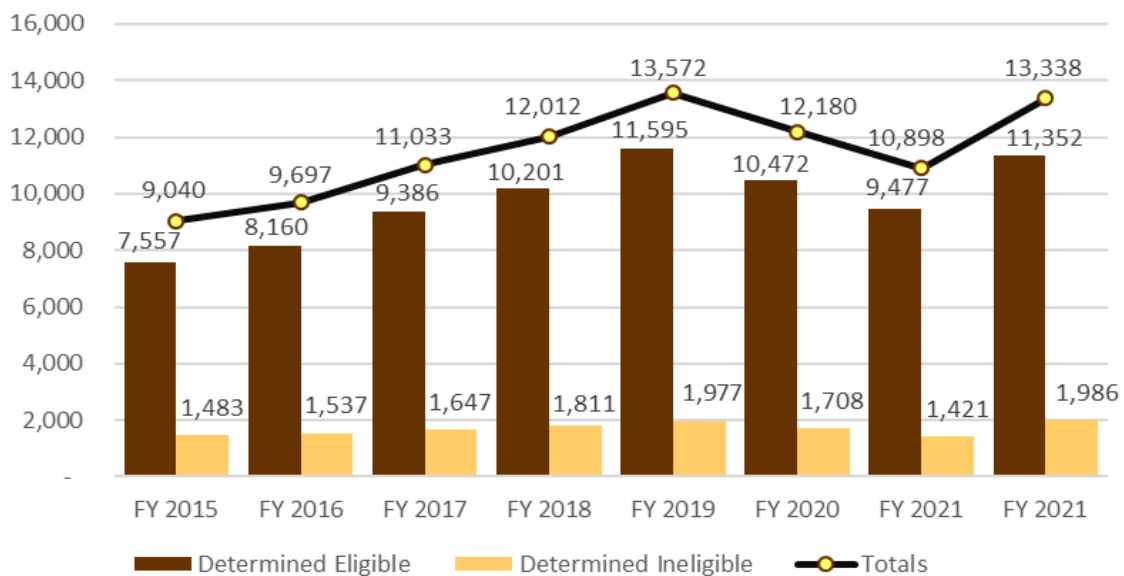
DDA Initial Eligibility Determinations



DDA Review Eligibility Determinations



DDA Total Eligibility Determinations by Fiscal Year



Developmental Disabilities Administration (DDA) Eligibility Determinations by Age Group and Gender

FY 2022 Eligibility by Age

Age Group	Ineligible	Eligible	Total
0<3	10	8,112	8,122
3<17	991	1,906	2,897
18<21	302	823	1,125
>=21	441	286	727
Grand Total	1,744	11,127	12,871

Summary

- Eligibility determinations decreased for the 0<3 and increased for all other age groups over the previous year. This is the opposite of what happened in the previous fiscal year.

Percentage Eligible by Age

	FY 2015	FY 2016	FY 2017	FY 2018	FY 2019	FY 2020	FY 2021	FY 2022
0<3	62.0%	61.3%	60.2%	61.0%	60.6%	62.7%	66.4%	63.1%
3<18	25.7%	25.7%	25.4%	24.3%	25.2%	23.1%	21.3%	22.5%
18<21	4.6%	6.0%	8.3%	8.9%	9.2%	8.5%	7.2%	8.7%
>=21	7.7%	7.0%	6.1%	5.8%	5.1%	5.7%	5.1%	5.6%

FY 2022 Eligibility by Gender

Gender	Ineligible	Eligible	Total
Female	588	3,967	4,555
Male	1,148	7,095	8,243
Unknown	8	65	73
Totals	1,744	11,127	12,871

Summary

Eligible applications on average have been 65% males and 35% females since 2016.
Note: Gender is not required. Eligibility determinations other than male or female were 0.25% of applications.

Percentage Eligible by Gender

	FY 2015	FY 2016	FY 2017	FY 2018	FY 2019	FY 2020	FY 2021	FY 2022
Males eligible	55.0%	55.0%	56.0%	56.0%	55.0%	55.8%	57.2%	55.1%
Males ineligible	10.0%	10.0%	9.0%	9.0%	8.5%	8.5%	7.5%	4.6%
Females Eligible	29.0%	30.0%	30.0%	30.0%	30.0%	31.0%	30.7%	30.8%
Females Ineligible	5.0%	5.0%	5.0%	5.0%	5.1%	4.4%	4.4%	4.6%
Unknown Eligible	-	-	-	-	0.4%	0.3%	0.2%	0.5%
Unknown Ineligible	-	-	-	-	0.0%	0.0%	0.0%	0.1%

Data from Developmental Disabilities Administration CARE System October 2022

2023 Advocate's Notebook—The Arc of Washington State 888.754.8798 www.arcwa.org

Developmental Disabilities Administration (DDA) Eligibility Determinations by Ethnicity & Disability Category

Eligibility by Ethnicity

	FY 2016		FY 2017		FY 2018		FY 2019		FY 2020		FY 2021		FY 2022	
	Eligible	Not Eligible	Eligible	Not Eligible	Eligible	Not Eligible	Eligible	Not Eligible	Eligible	Not Eligible	Eligible	Not Eligible	Eligible	Not Eligible
AM/AL	1.3%	0.3%	1.3%	0.4%	1.2%	.04%	1.0%	0.3%	1.1%	0.4%	1.1%	0.4%	1.2%	0.4%
AS	5.9%	0.8%	5.7%	0.6%	6.7%	0.6%	5.9%	0.6%	7.4%	0.6%	9.0%	0.5%	9.0%	0.7%
B/AA	4.4%	1.1%	4.5%	1.0%	5.3%	1.0%	4.0%	0.7%	5.2%	0.7%	5.7%	1.0%	5.5%	1.3%
NH/PI	1.3%	0.1%	1.4%	0.2%	1.0%	0.1%	1.0%	0.1%	1.3%	0.1%	1.0%	0.1%	1.0%	0.3%
UN	10.4%	1.0%	11.1%	1.2%	10.8%	1.1%	8.0%	3.2%	10.6%	1.1%	11.3%	1.1%	10.5%	1.1%
WH	55.5%	10.5%	55.5%	9.9%	54.1%	10.1%	45.3%	6.4%	54.3%	8.9%	53.0%	7.8%	51.3%	9.2%
2+	6.4%	1.1%	6.4%	0.9%	6.5%	1.0%	19.8%	3.8%	7.3%	1.1%	7.1%	1.0%	7.1%	1.3%
Totals	85.2%	14.9%	85.9%	14.2%	85.6%	14.3%	84.9%	15.1%	87.2%	12.8%	88.0%	11.9%	85.6%	14.2%
HS	19.3%	2.6%	18.5%	2.5%	17.8%	2.5%	16.0%	2.2%	19.3%	2.3%	18.3%	81.7	17.2%	2.1%

AM/AL= American or Alaska Native AS = Asian B/AA = Black or African American WH = White
 NH/PI = Native Hawaiian/Other Pacific Islander UN = Unreported/Other 2+ = 2 or more Races HS = Hispanic

Note: The percent of eligibility determinations with a decision of eligible shows a five year average change in the number of applications determined eligible to be plus or minus less than 1% for tracked ethnic categories.

• Hispanic and Latino are not a race, they are an ethnicity. Typically, Hispanic/Latino is an ethnicity within the race of Caucasian.

Eligibility by Disability Category

CATEGORY	FY 2018	FY 2019	FY 2020	FY 2021	FY 2022	5 Year Average
Developmental Delay	78.9%	79.6%	80.0%	82.0%	79.8%	80%
Intellectual Disability	7.1%	7.0%	6.2%	5.9%	6.3%	6%
Autism	5.9%	6.2%	6.6%	6.5%	7.3%	6%
Two or more Disabilities	2.9%	2.2%	2.6%	2.1%	2.6%	2%
Cerebral Palsy	2.3%	1.9%	1.8%	1.2%	1.5%	2%
Another Condition (Neurological/Other)	2.2%	2.5%	2.1%	2.0%	1.9%	2%
Epilepsy	0.6%	0.5%	0.6%	0.5%	0.6%	1%
Medically Intensive Children's Program	0.2%	0.1%	0%	0.0%	0.0%	0%

Note: As of August 13, 2018, clinical eligibility for the Medically Intensive Children's Program is no longer a separate eligibility category.

Data from Developmental Disabilities Administration CARE System July 2022