

Developmental Disabilities Administration (DDA) COVID-19 by Cases and County and Provider

The following data is compiled from incident reports to DDA by DDA Community Residential Service Providers. Provider types include: Supported Living, State Operated Living Alternatives, Group Homes/Group Training Homes, Companion Homes, Community Intermediate Care Facilities for Individuals with Intellectual Disabilities and Licensed Staffed Residential programs. These Community Residential services support approximately 4,500 clients and 15,000 staff across the state.

Provider Type	County	COVID-19 Positive Clients	COVID-19 Positive Staff	COVID-19 Client Deaths	COVID-19 Staff Deaths
Companion Home	Columbia	1	1	-	-
Companion Home	Kitsap	-	1	-	-
Companion Home	Spokane	2	2	-	-
Companion Home	Stevens	1	1	-	-
Group Homes/Group Training Homes	Clallam	-	1	-	-
Group Homes/Group Training Homes	Cowlitz	-	2	-	-
Group Homes/Group Training Homes	King	40	47	3	-
Group Homes/Group Training Homes	Kitsap	-	2	-	-
Group Homes/Group Training Homes	Pierce	17	17	-	-
Group Homes/Group Training Homes	Snohomish	1	3	-	-
Group Homes/Group Training Homes	Spokane	1	6	-	-
Licensed Staffed Residential	Benton	1	9	-	-
Licensed Staffed Residential	Clark	-	1	-	-
Licensed Staffed Residential	Cowlitz	1	1	-	-
Licensed Staffed Residential	King	4	16	-	-
Licensed Staffed Residential	Pierce	-	1	-	-
Licensed Staffed Residential	Snohomish	4	8	-	-
Licensed Staffed Residential	Spokane	5	23	-	-
Licensed Staffed Residential	Whatcom	-	1	-	-
Supported Living	Asotin	8	11	-	-
Supported Living	Benton	14	43	-	-
Supported Living	Chelan	9	13	1	1
Supported Living	Clallam	5	5	-	-

(Continued on next page)

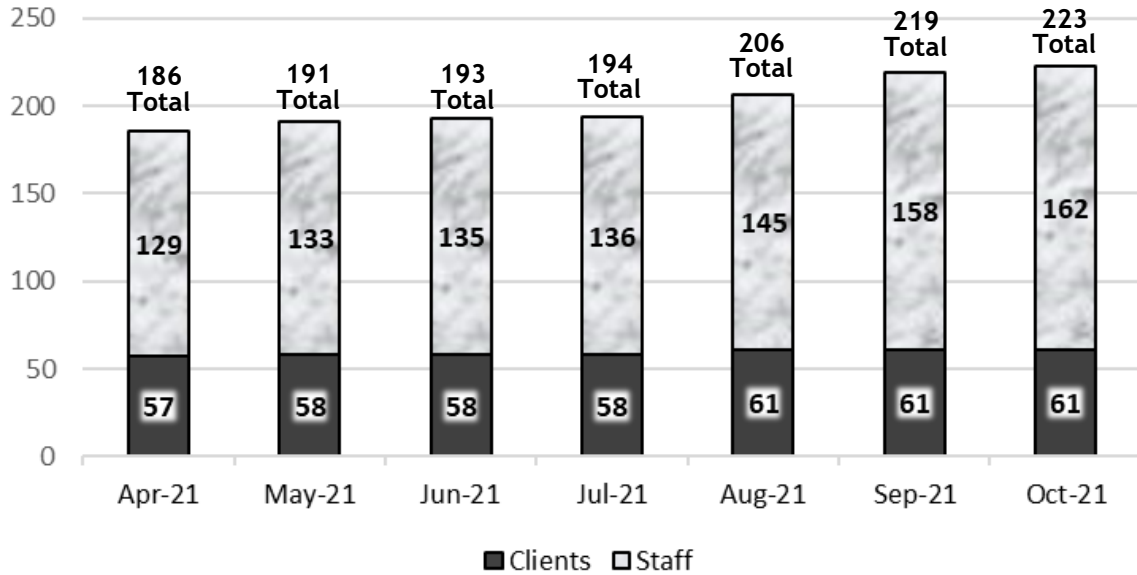
Developmental Disabilities Administration (DDA) COVID-19 by Cases and County and Provider

(Continued from previous page)

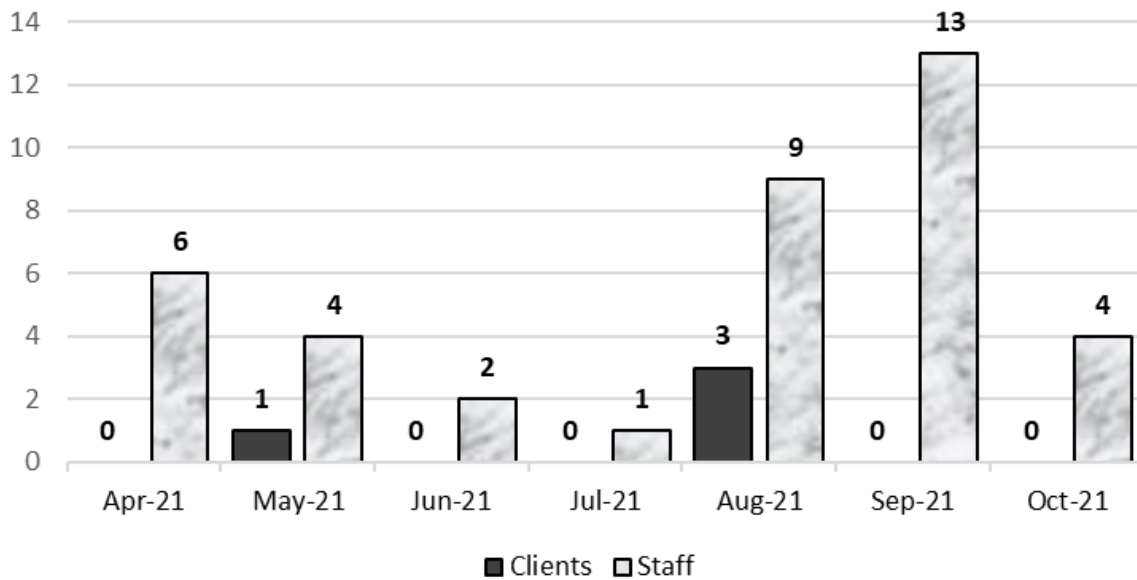
Provider Type	County	COVID-19 Positive Clients	COVID-19 Positive Staff	COVID-19 Client Deaths	COVID-19 Staff Deaths
Supported Living	Clark	12	30	-	-
Supported Living	Columbia	1	1	-	-
Supported Living	Cowlitz	17	57	-	1
Supported Living	Douglas	9	26	-	-
Supported Living	Franklin	1	10	-	-
Supported Living	Grant	7	11	-	-
Supported Living	Grays Harbor	2	14	-	-
Supported Living	Island	-	2	-	-
Supported Living	King	303	587	19	5
Supported Living	Kitsap	5	6	-	-
Supported Living	Kittitas	6	9	-	-
Supported Living	Lewis	4	3	1	-
Supported Living	Mason	1	-	-	-
Supported Living	Okanogan	-	2	-	-
Supported Living	Pierce	78	167	4	-
Supported Living	Skagit	8	18	-	-
Supported Living	Snohomish	59	140	3	-
Supported Living	Spokane	114	200	2	-
Supported Living	Thurston	21	56	2	-
Supported Living	Walla Walla	10	29	-	-
Supported Living	Whatcom	5	17	-	-
Supported Living	Whitman	4	7	-	-
Supported Living	Yakima	39	106	2	1
GRAND TOTAL		820	1713	37	8

Developmental Disabilities Administration (DDA) State Operated Living Alternatives (SOLA) COVID-19 by Month

SOLA Program Cumulative Total

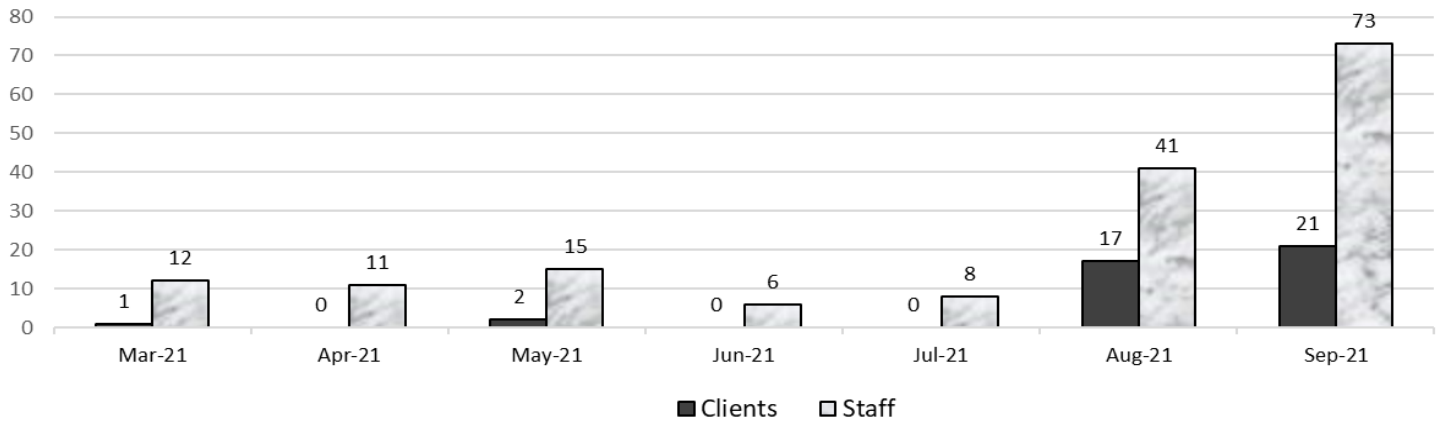


New SOLA Cases by Month

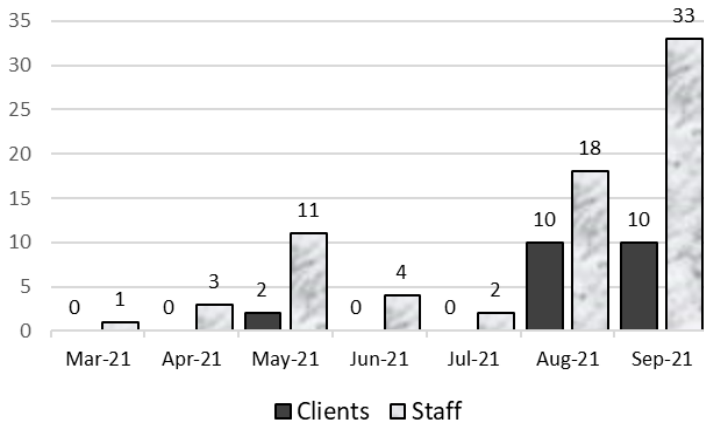


Developmental Disabilities Administration (DDA) Monthly COVID-19 Cases at Residential Habilitation Centers (RHC)

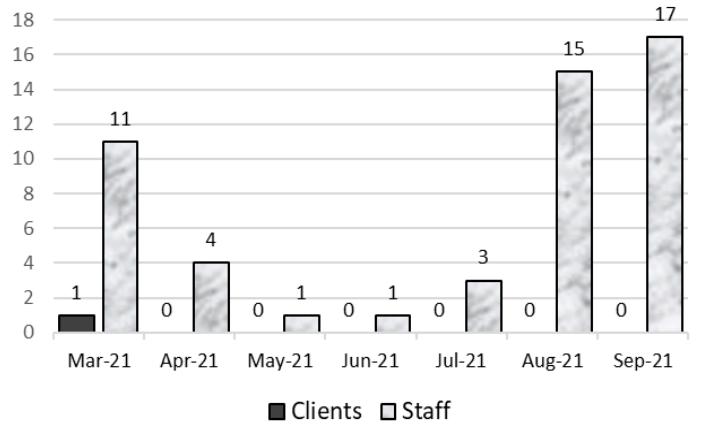
Monthly Total New Cases at RHCs



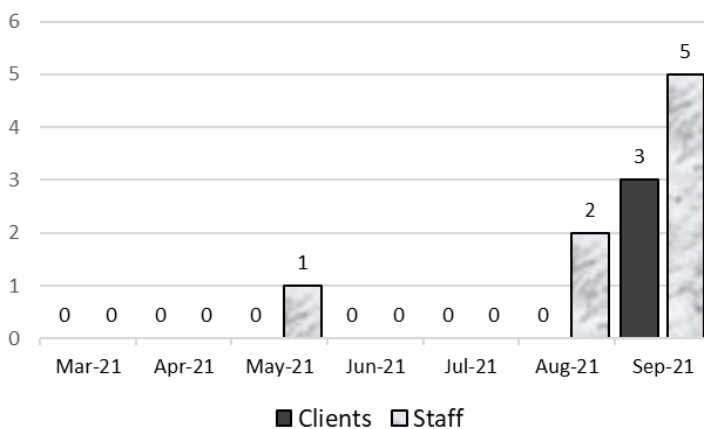
Lakeland Village New Cases by Month



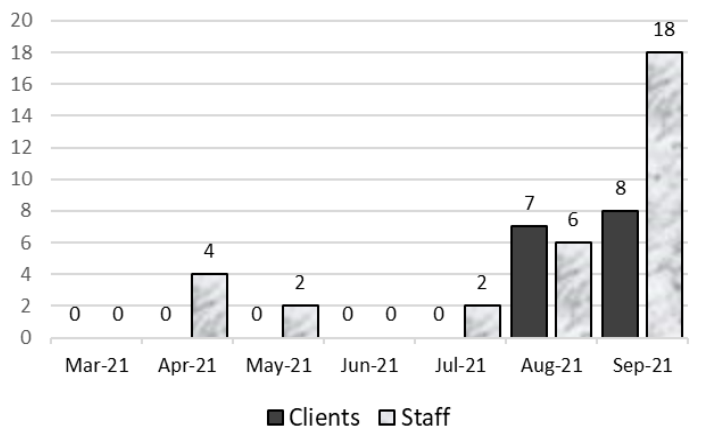
Rainier New Cases by Month



Yakima Valley New Cases by Month

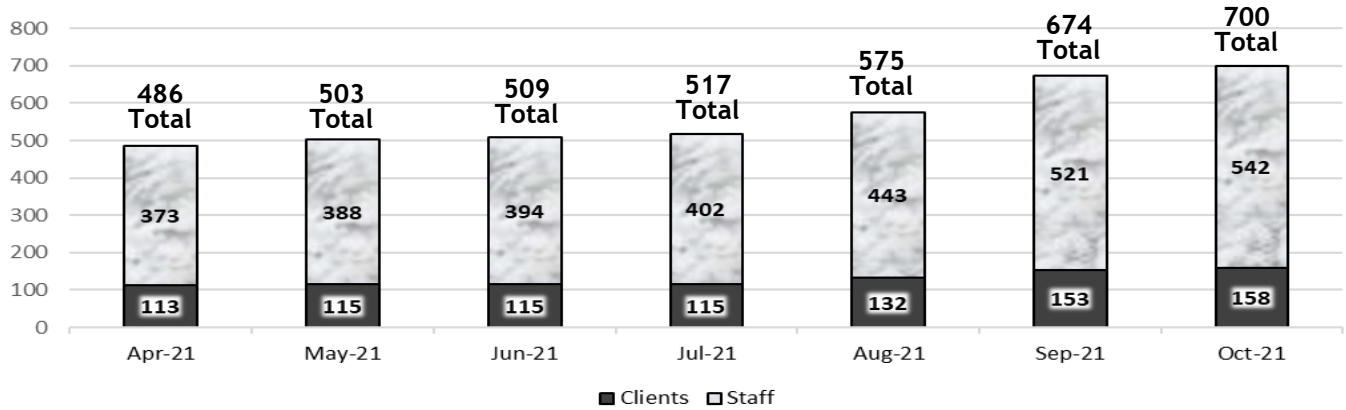


Fircrest New Cases by Month

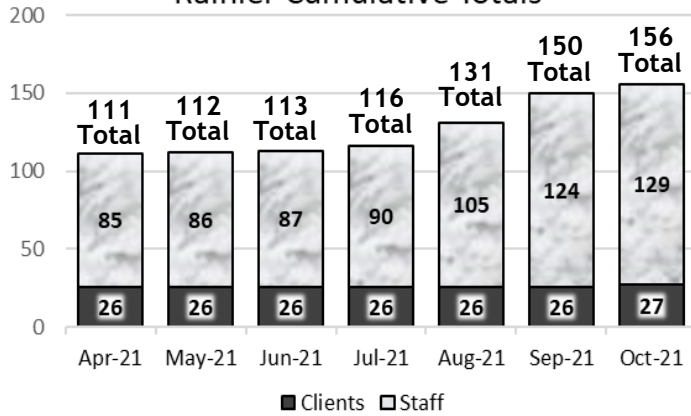


Developmental Disabilities Administration (DDA) Cumulative COVID-19 Cases at Residential Habilitation Centers (RHC)

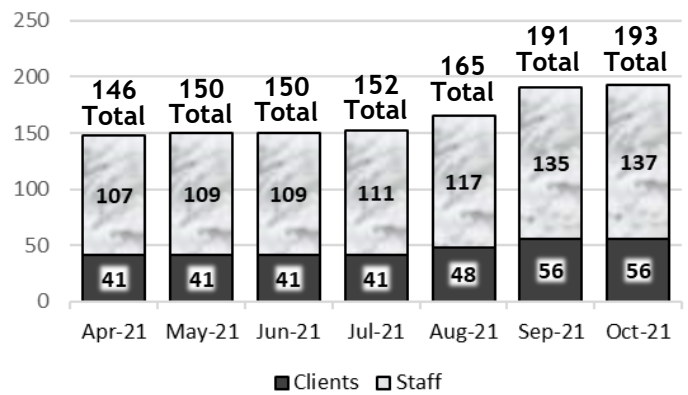
RHC Cumulative Totals



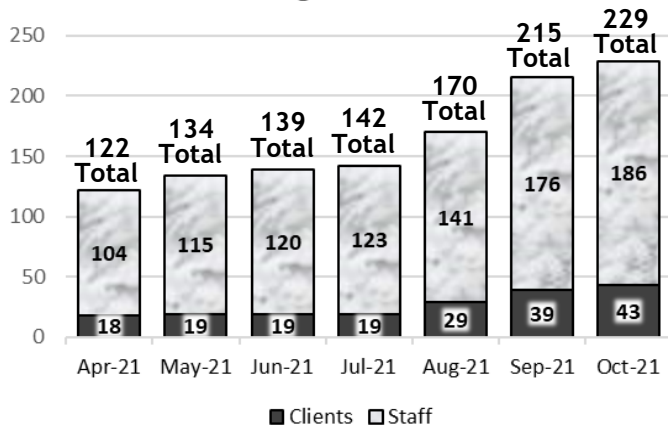
Rainier Cumulative Totals



Fircrest Cumulative Totals



Lakeland Village Cumulative Totals



Yakima Valley Cumulative Totals

