

Welcome to the

2026 Legislative Notebook

For intellectual & Developmental Disabilities



**[https://arcwa.org/advocacy/2026-
legislative-notebook/](https://arcwa.org/advocacy/2026-legislative-notebook/)**

WADDC



Washington State
Developmental Disabilities Council

5 Year State Plan Survey

2026-2031



What We Heard: 2025 Five-Year State Plan

Survey Results



More than 1,100 people from communities across Washington shared what matters most for people with developmental disabilities and their families.

The feedback gathered through this statewide survey will help guide the Washington State Developmental Disabilities Council's goals, funding, and activities for the 2026-2031 State Plan.

Read the plain language summary at:

www.ddc.wa.gov/post/waddc-2025-state-plan-survey-results



SCAN



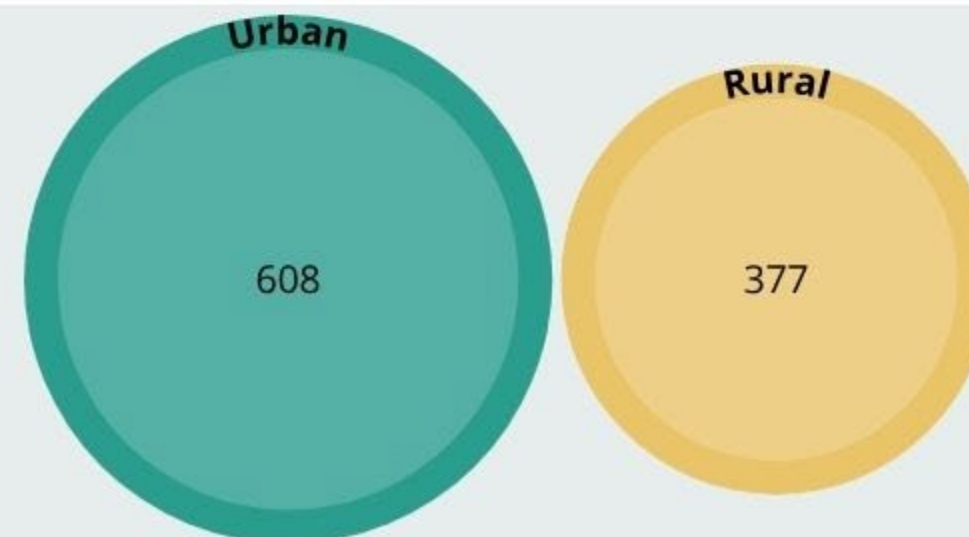
Who Responded



More than 1,100 people from across Washington took the survey. Most were family members of a person with a developmental disability, followed by professionals and people with disabilities themselves. Most respondents live in cities or rural areas, showing that people from all parts of the state shared their voices and ideas.



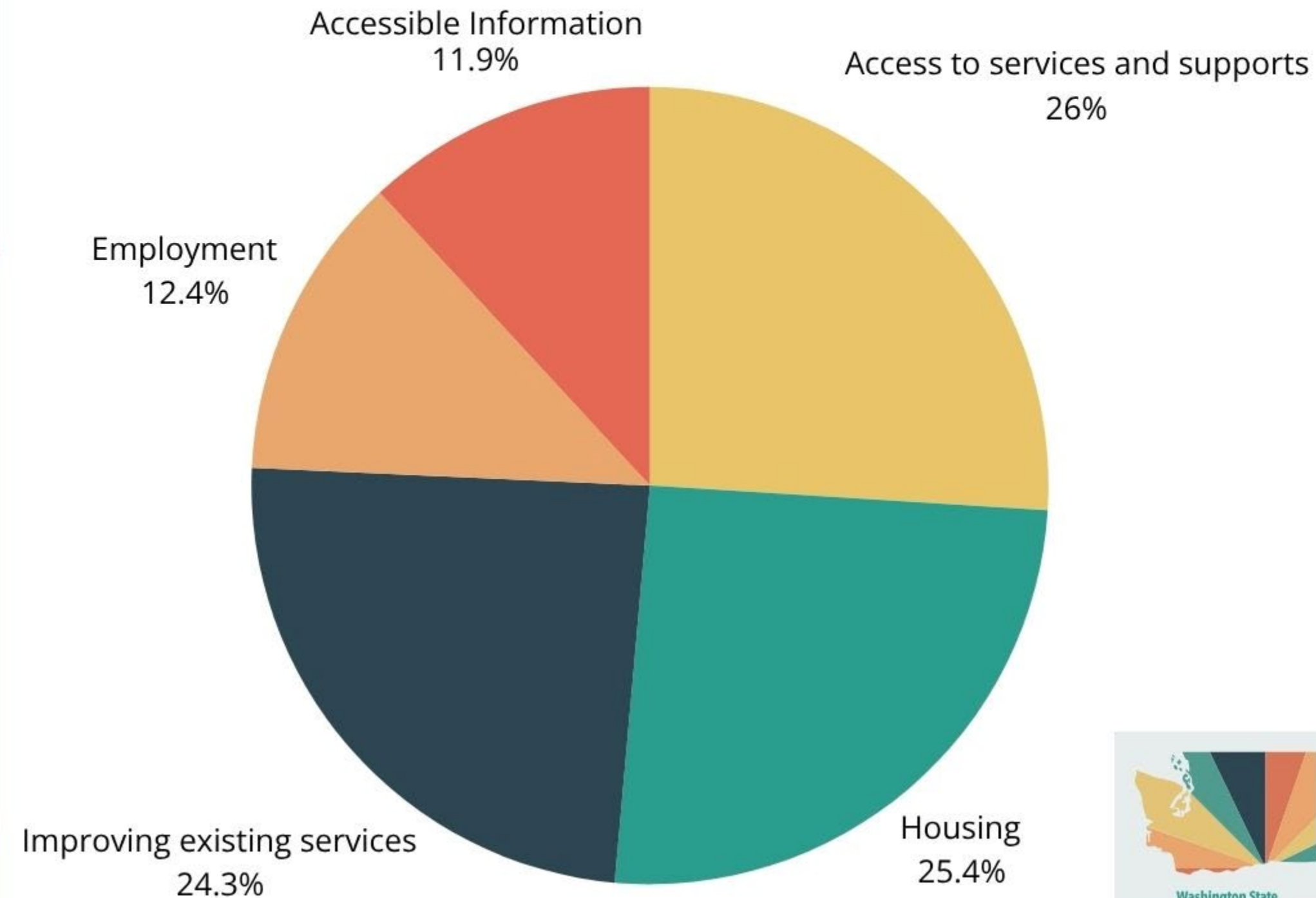
Where people live



What Matters Most for the Next 5 Years

"Supports are needed for school, recreation, childcare, afterschool clubs, and community activities — anything a nondisabled person can do, a person with a disability should be able to do."

-Survey respondent

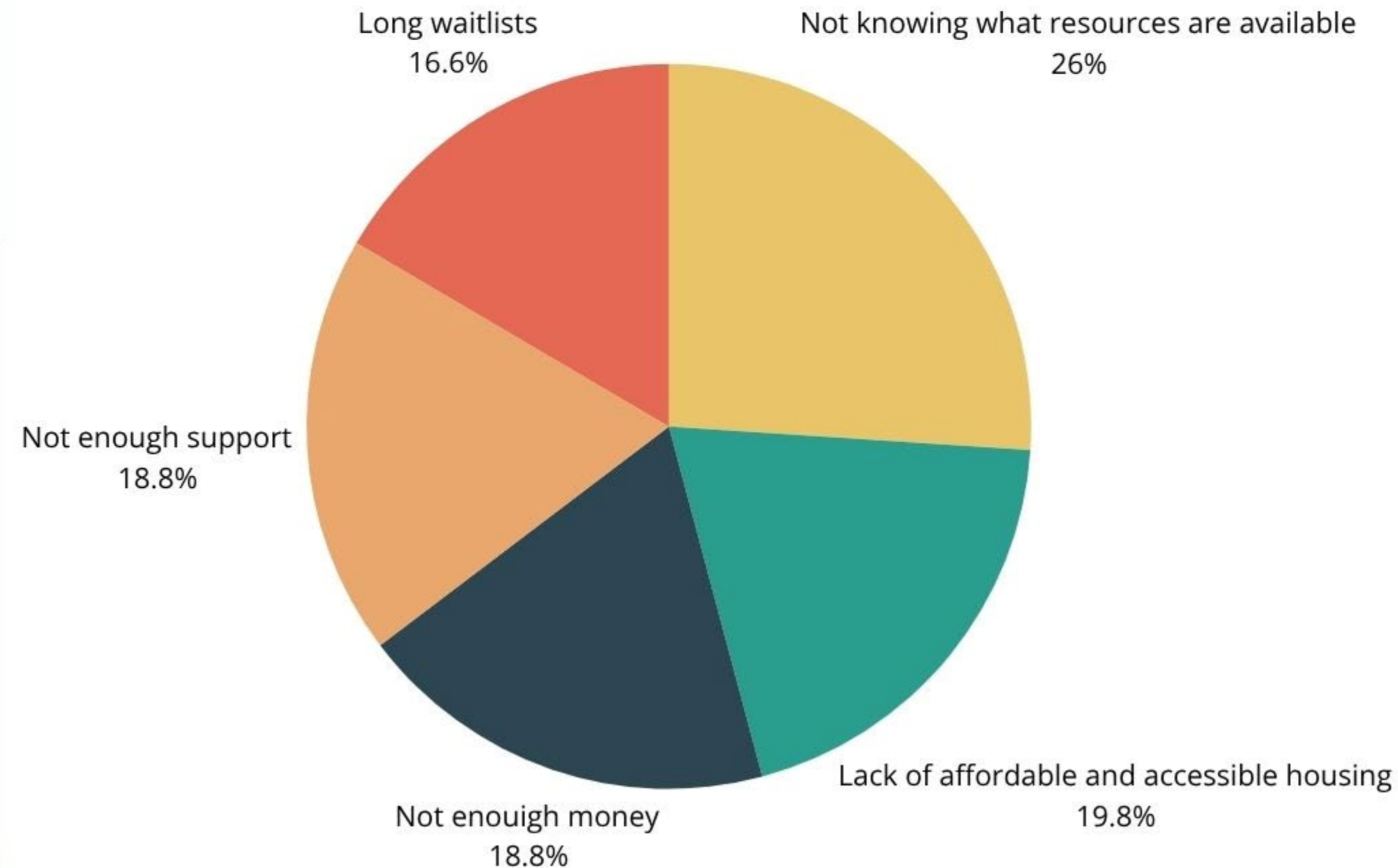


Biggest Barriers



"I need help myself to understand all of this and the finances to survive and feed my son and my hubby and finally myself please—I'm begging, we need help."

-Survey respondent



The Path Forward



The feedback from this survey will directly shape the Council's work for the next five years. What people shared will guide how we set goals, choose projects, and invest funding to make the biggest impact. It will also help us plan advocacy efforts and community activities that address the barriers people experience most often.

***"Everyone should be able to
get the help they need, no
matter where they live"***

-Survey Respondent


Together, this input will help the Council build a more inclusive, accessible Washington where every person with a developmental disability and their family has the opportunity to live, work, and fully take part in their community.

What is Anticipated?

What's Happening?

- Federal level
 - Medicaid cuts coming
 - Snap Cuts
 - Department of Education shut down
 - Threats to Section 8 housing
 - Threats to disability infrastructure
 - Threats to Social Security






Cost Shifts to the States

What Legislators are Facing

- Inflation
- Revenue is down
- Back-filling SNAP
- Loss of Medicaid funding
- Growing caseloads

The Dilemma



How Much is a Billion?

- If someone works 40 hours a week at the WA Minimum Wage (\$17.13 in 2026)
- It would take **28 years and 7 months** to make a million dollars
- It would take **28,016 years** to make a billion dollars
- It would take over **28 million years** to make a trillion dollars

Options

- Make Cuts
- Raise taxes

Protect Critical Services



Messaging



Protect
Disability Services



Protect
Community Living



Protect
Disability Rights



Welcome to the

2026 Legislative Notebook

For intellectual & Developmental Disabilities



Who are Individuals with Intellectual and Developmental Disabilities?

Your family members, friends, neighbors, classmates & co-workers

- People with I/DD experience lifelong conditions such as autism, Down syndrome or cerebral palsy
- Affects person's ability to think, learn and develop skills at the same rate as others
- Often need support for everyday activities
- Family members, friends, neighbors, classmates & co-workers

What do Individuals and their Families Want?

What everyone else wants....

- To live, have access to, and belong in the community
- The opportunity to learn & grow
- A safe, affordable, accessible, inclusive place to live
- Meaningful things to do, including real jobs for real pay
- To be healthy and have access to appropriate healthcare including mental and behavioral health
- Happy, healthy relationships
- Appropriate, adequate support available when needed
- A transparent, easy-to-use service system
- Economic stability



Where Does the Data Come From?

All data comes from Developmental Disabilities Community Services (DDCS) 2025 Caseload & Cost report as well as additional data requests from DDCS.

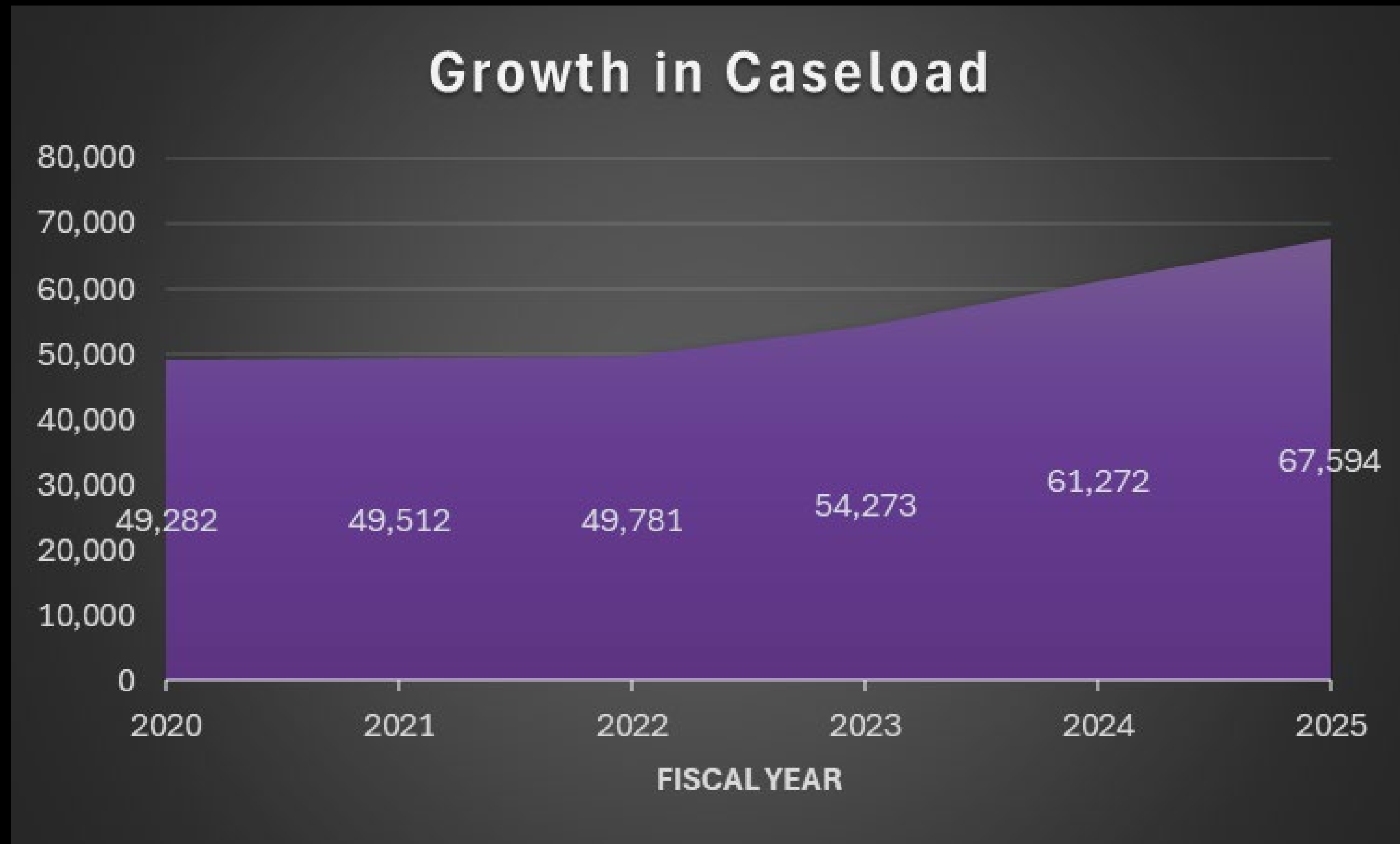
What is the DDCCS Caseload?



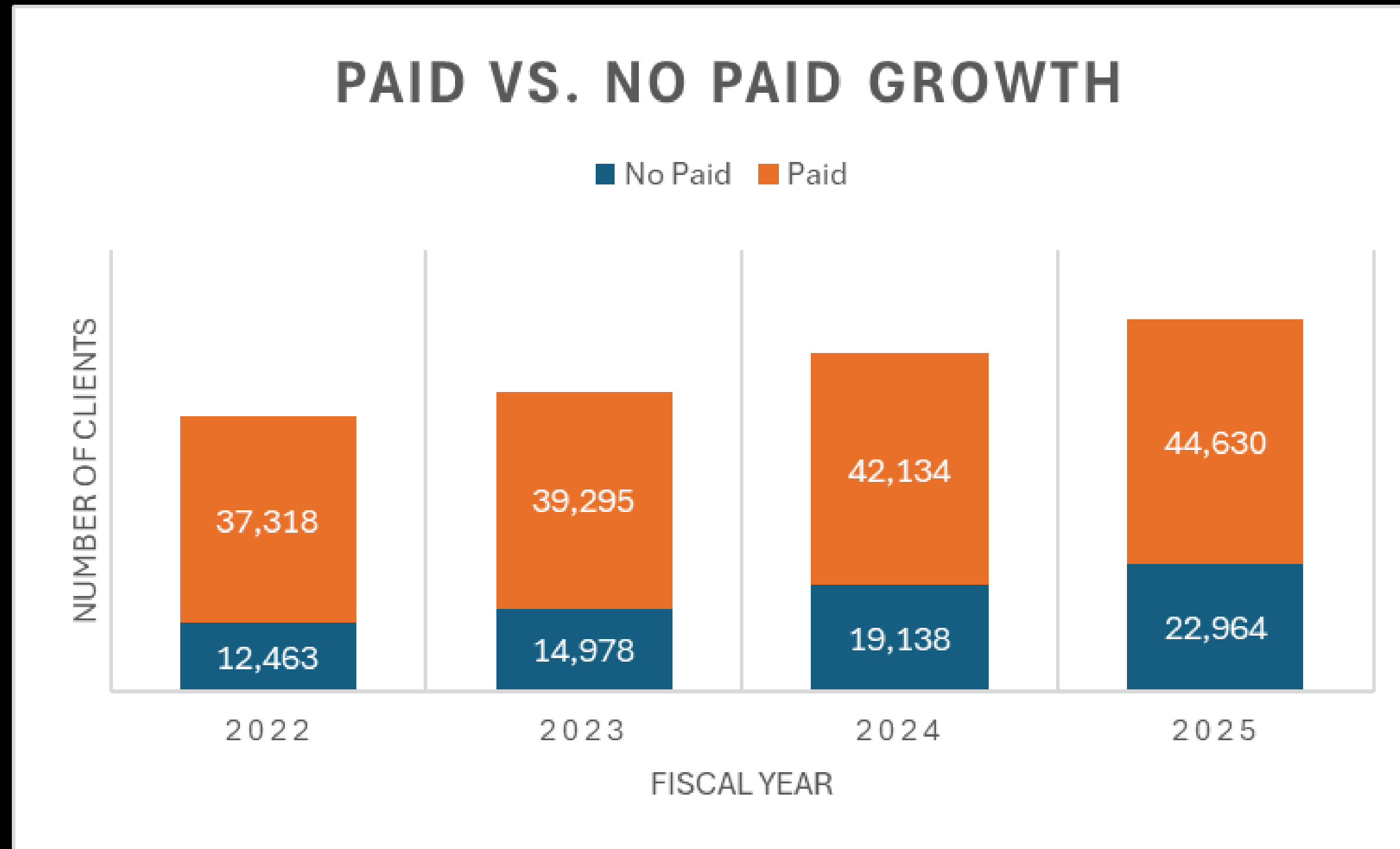
DDCS Snap Shot

- 1–3% of the population has an intellectual or developmental disability (170,000)
- 67,594 number of DDCS clients
 - 36,881 Children
 - 30,713 Adults
- Of those adults, 17,382 (56.5%) live with and receive care from a parent or a relative.

This is more than 37% growth since 2020



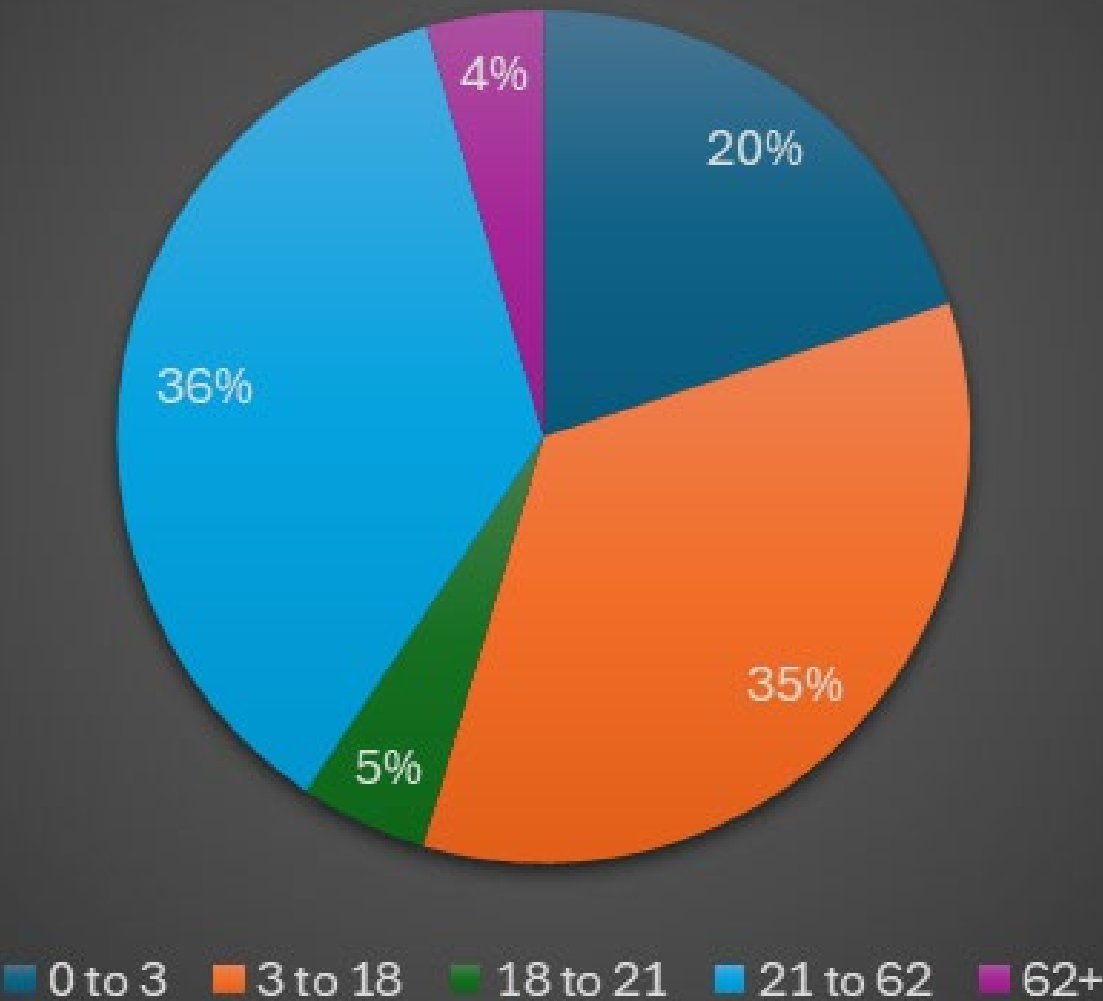
22,964 Receive No Paid Services



A 45% Growth over the past 4 years

Who DDACS Serves by Age

Caseload by age



Age range	Number enrolled
0 to 3	13,483
3 to 18	23,398
18 to 21	3,268
21 to 62	24,452
62+	2,993
Total	67,594

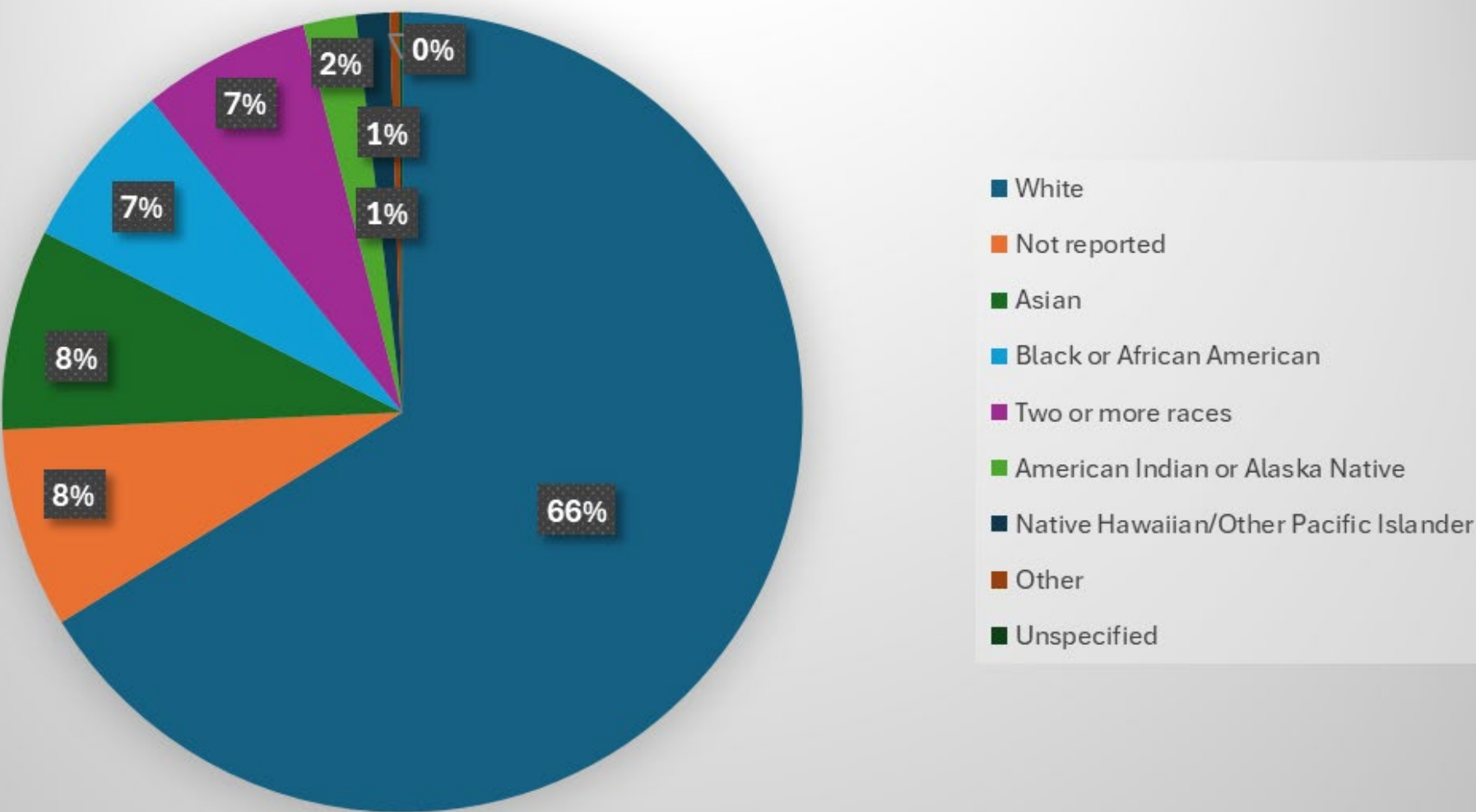
More than Half are Children

Caseload by Disability

Disability	Adult	Child	Total
	684	1591	2275
Another Neurological Condition	162		162
Another Neurological Condition or Other Condition	1220	735	1955
Autism	5096	2250	7346
Cerebral Palsy	2046	449	2495
Developmental Delay	113	28765	28878
Epilepsy	559	133	692
Intellectual Disability	16882	836	17,718
Medically Intensive Children's Program		35	35

Who DDCS Serves by Race & Ethnicity

Eligible Caseload by Race/Ethnicity



Race	Adult	Child	Total
White	23,588	21170	44,758
Not reported	989	4482	5471
Asian	1828	3649	5477
Black or African American	1906	2707	4613
Two or more races	1011	3572	4583
American Indian or Alaska Native	844	584	1428
Native Hawaiian/Other Pacific Islander	370	552	922
Other	93	158	251
Unspecified	84	7	91

Hispanic	Adult	Child	Total
	3,407	8806	12,213

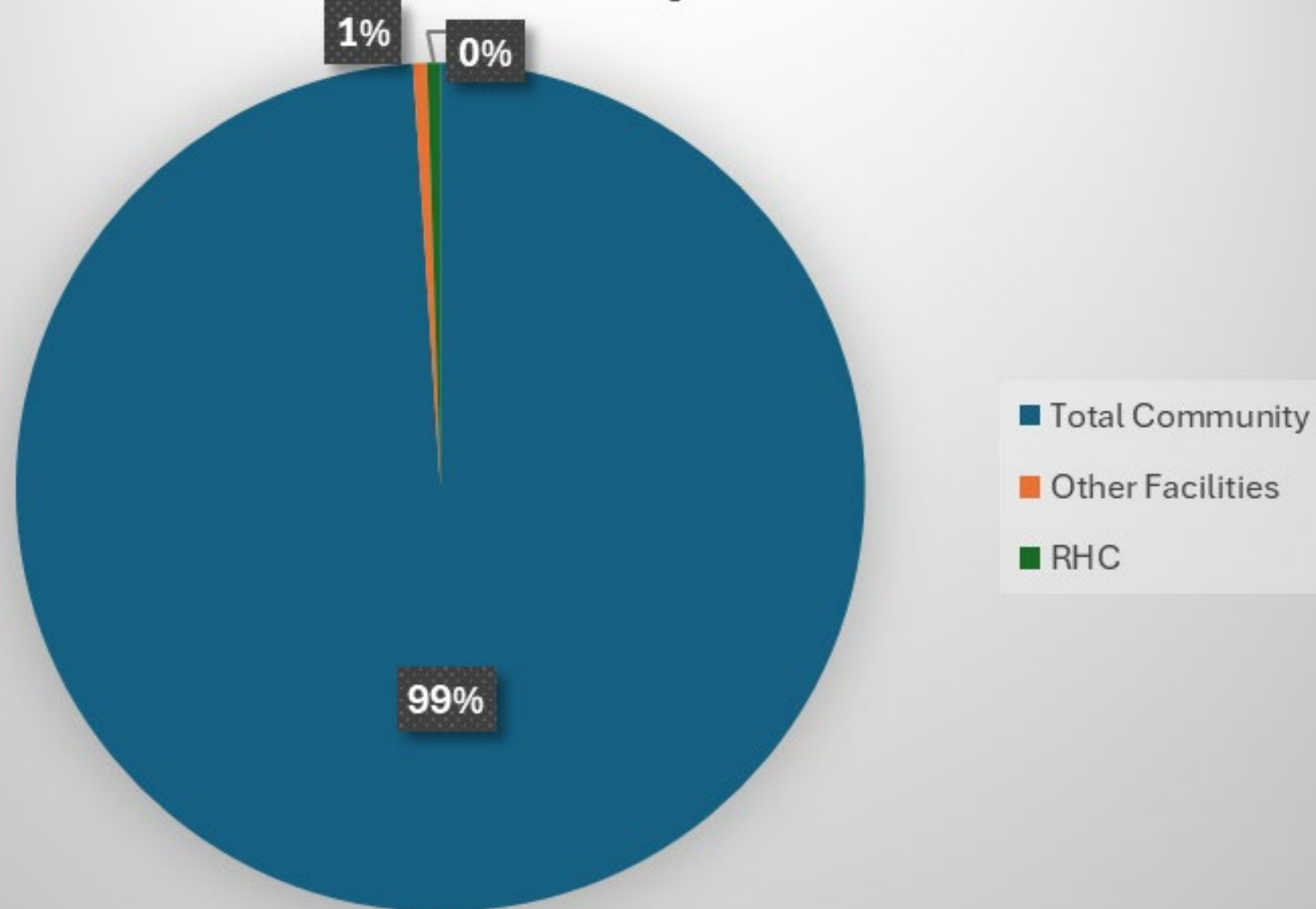
Tribal Affiliation	Adult	Child	Number
Affiliated with one or more tribes	662	468	1,130
Unspecified	2344	24	2,368
Total	3006	492	3498

Community Living



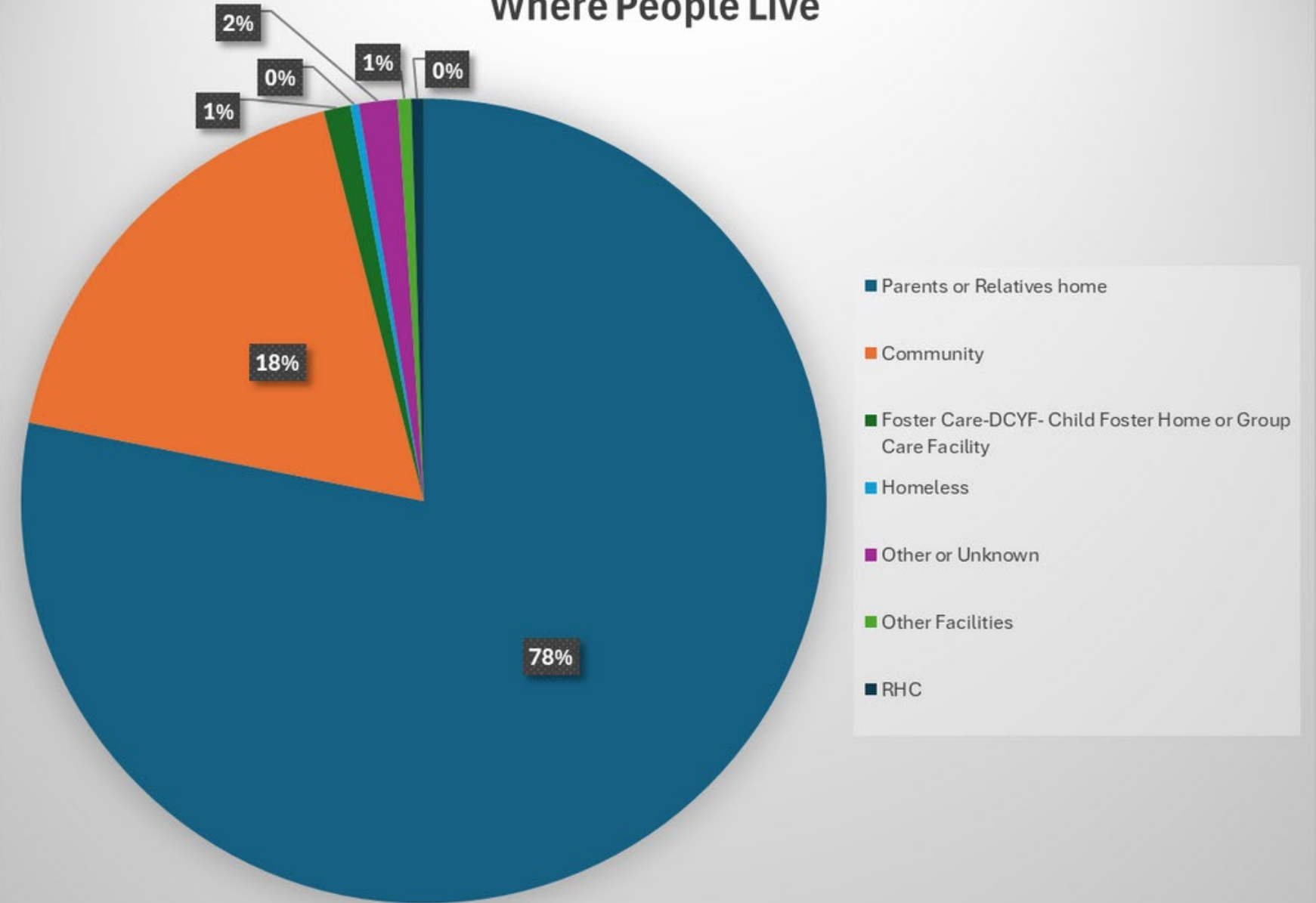
Where People Live

Where People Live



99% of DDCS Clients live in the Community

Where People Live



78% of DDCS Clients live with a parent or relative

Home & Community Based Services

What's a Waiver & What are you Waiving?

HCBS waivers are a set of Medicaid services that are available to a specific population of people. Waivers are state-specific and have a 50/50 federal match.



Waives services in an institution to receive services in the community



Washington has 5 DD Waivers



The number of DD Waiver slots are capped

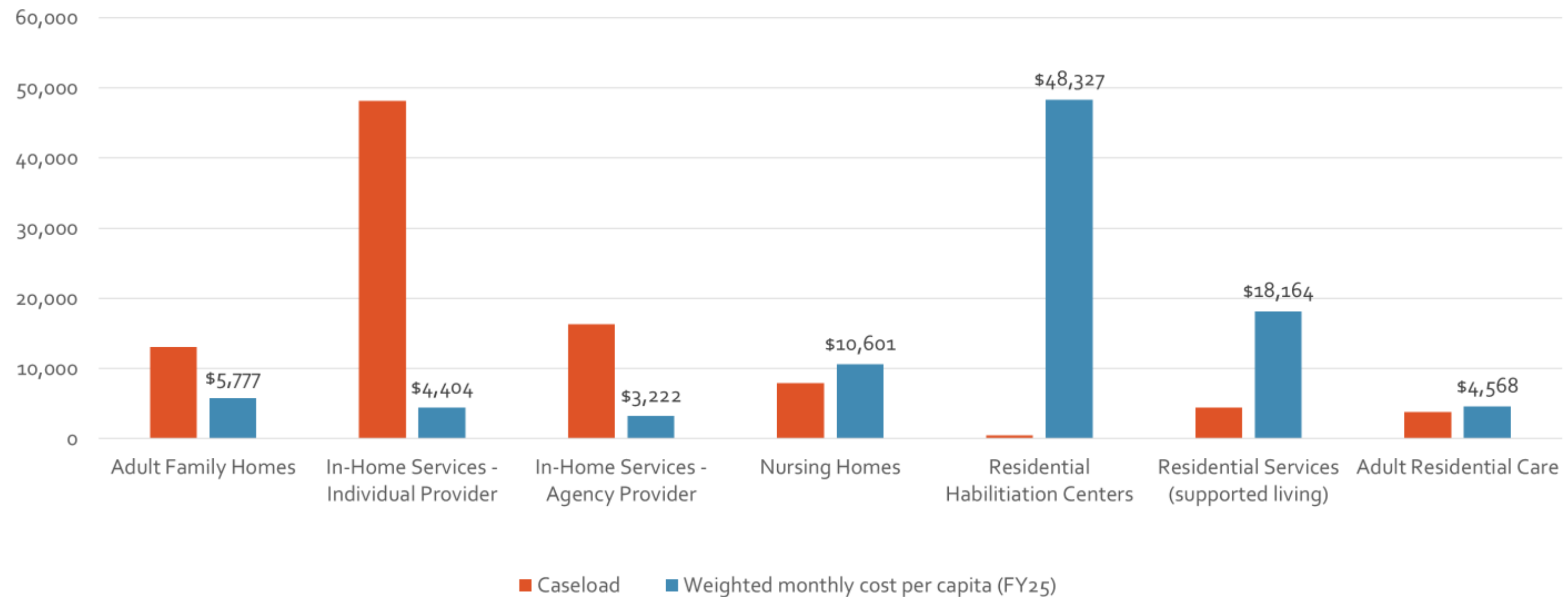
Waivers by the Numbers



Waiver	Capacity	Enrolled
Individual & Family Services	8000	7,208
Basic Plus	13,400	12,490
Core	5702	4801
Community Protection	504	301
Childrens In Home Behavior Support	200	190
TOTAL	27,806	24,990

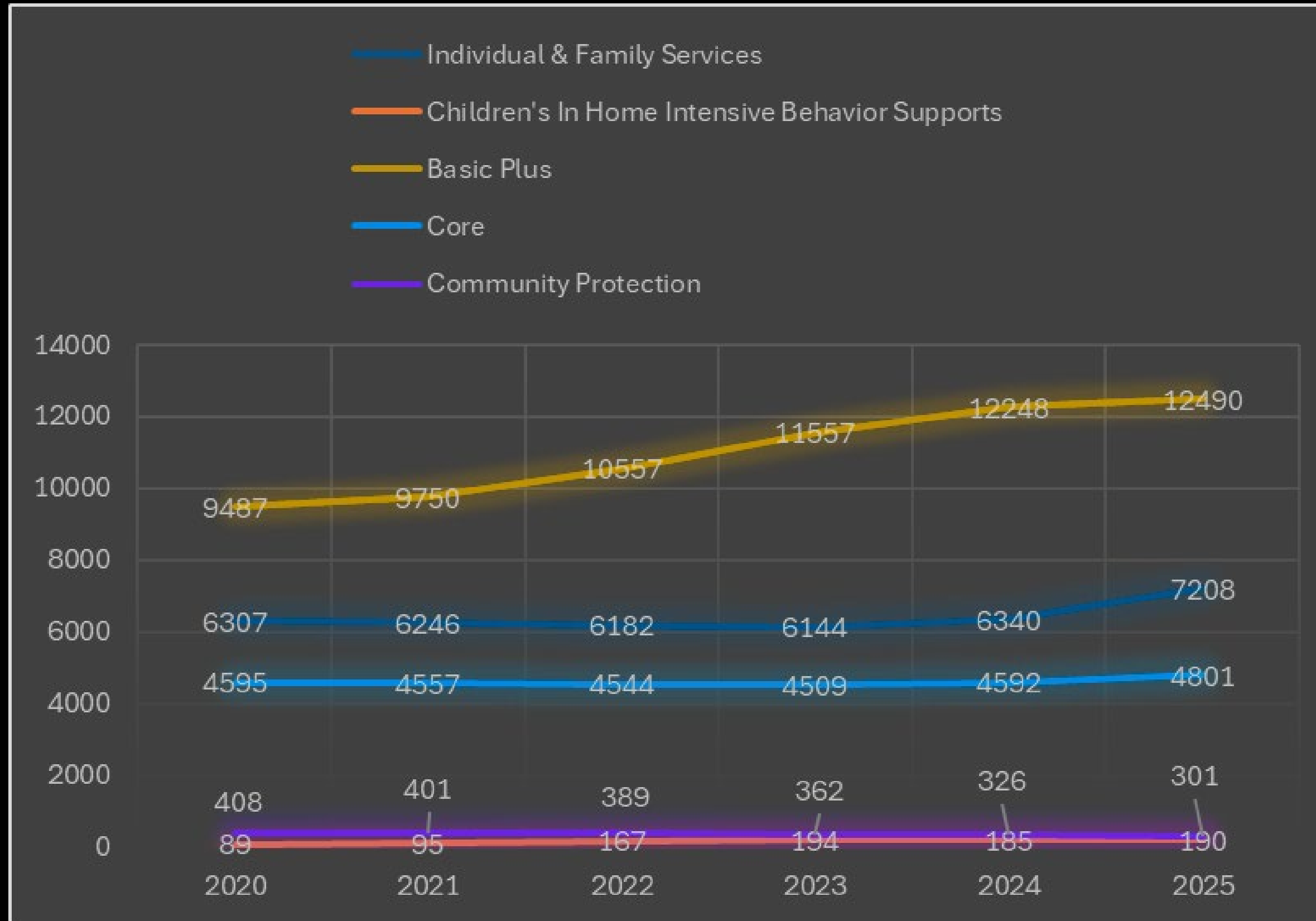
HCBS is extremely popular & saves the State money

Caseload and weighted average monthly cost for LTSS services in Washington state

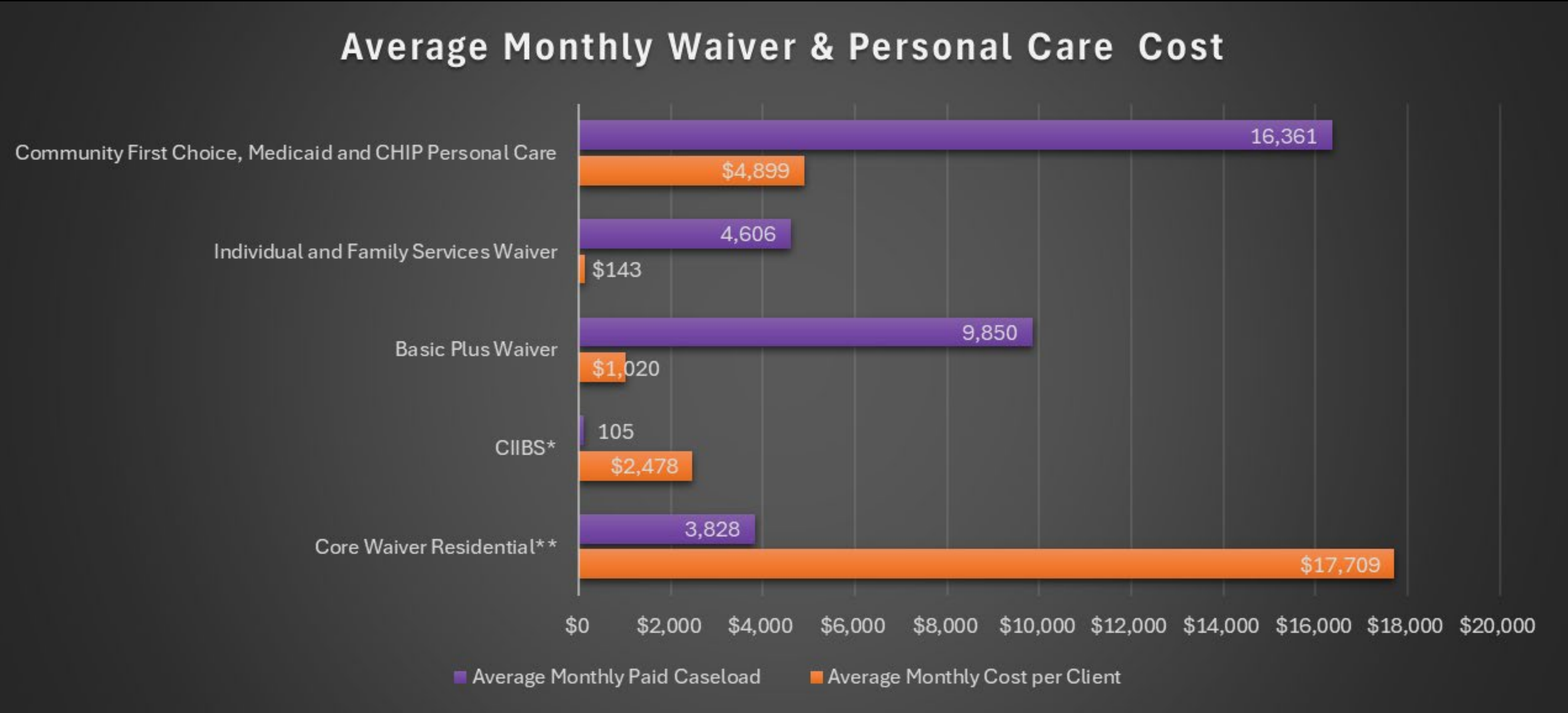


Source: own elaboration with information from DSHS - ALTSA & DDA Per Capita Costs Winter 2024 Forecast

The Demand for Waivers Continues to Grow



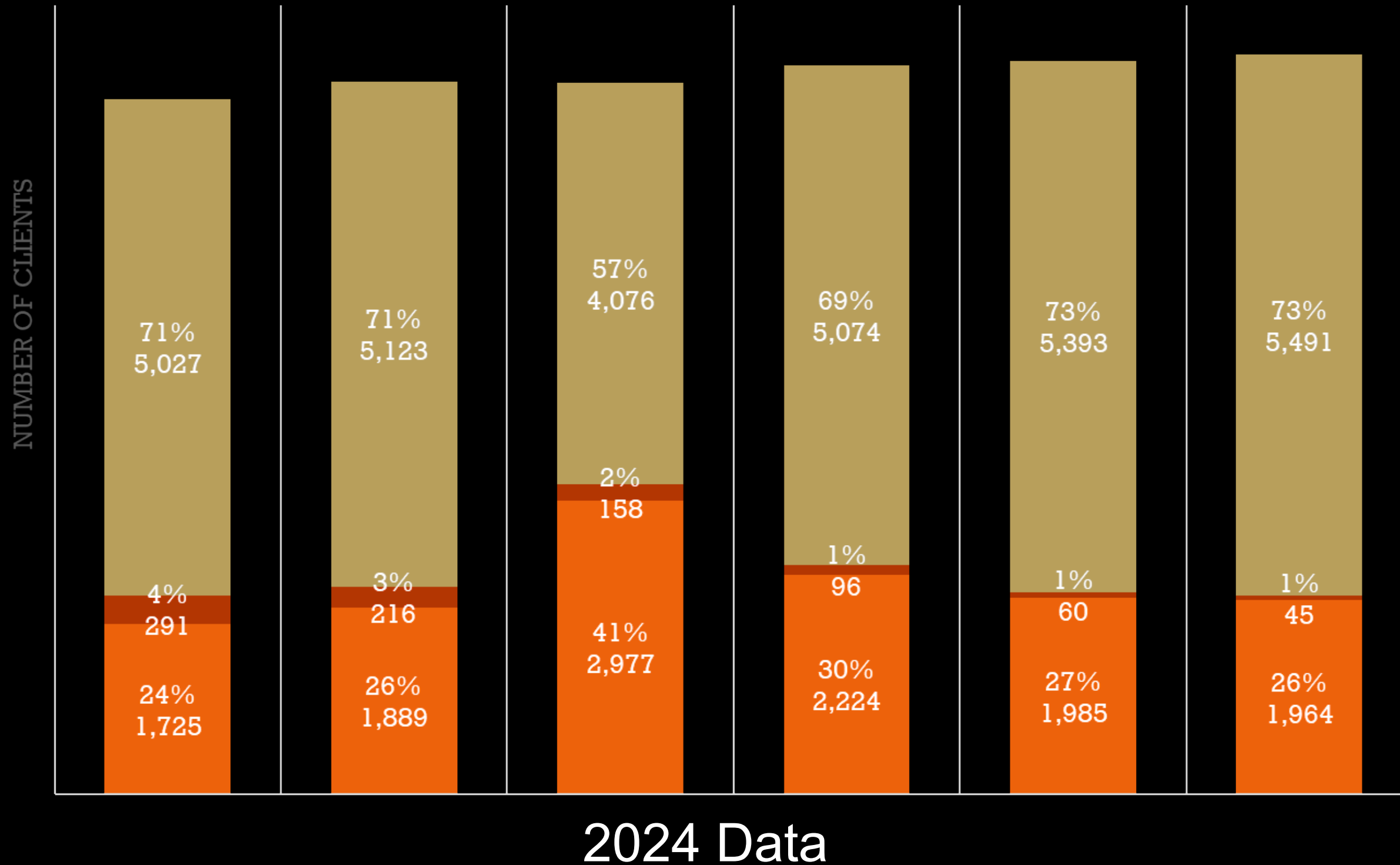
Average Monthly Waiver Cost



Data from 2024

People Working

■ Job Seeking - No Wages Reported ■ Subminimum Wage ■ ≥Minimum Wage and/or Self-Employed

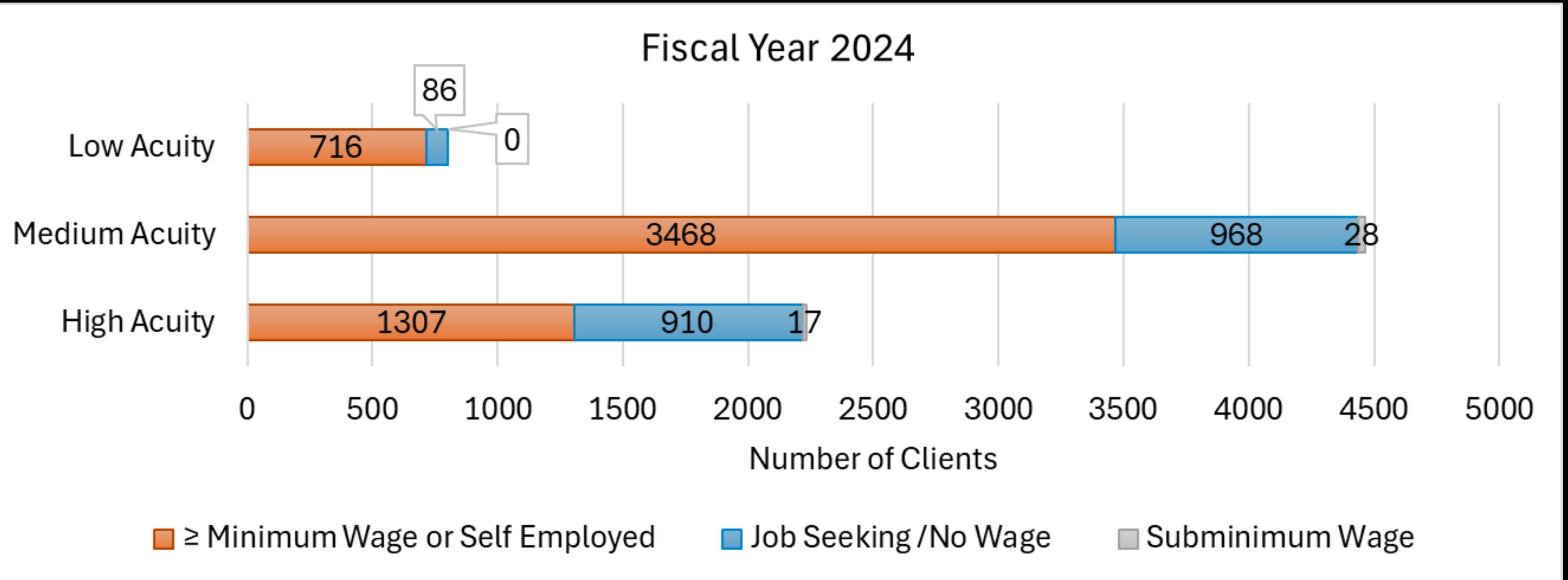




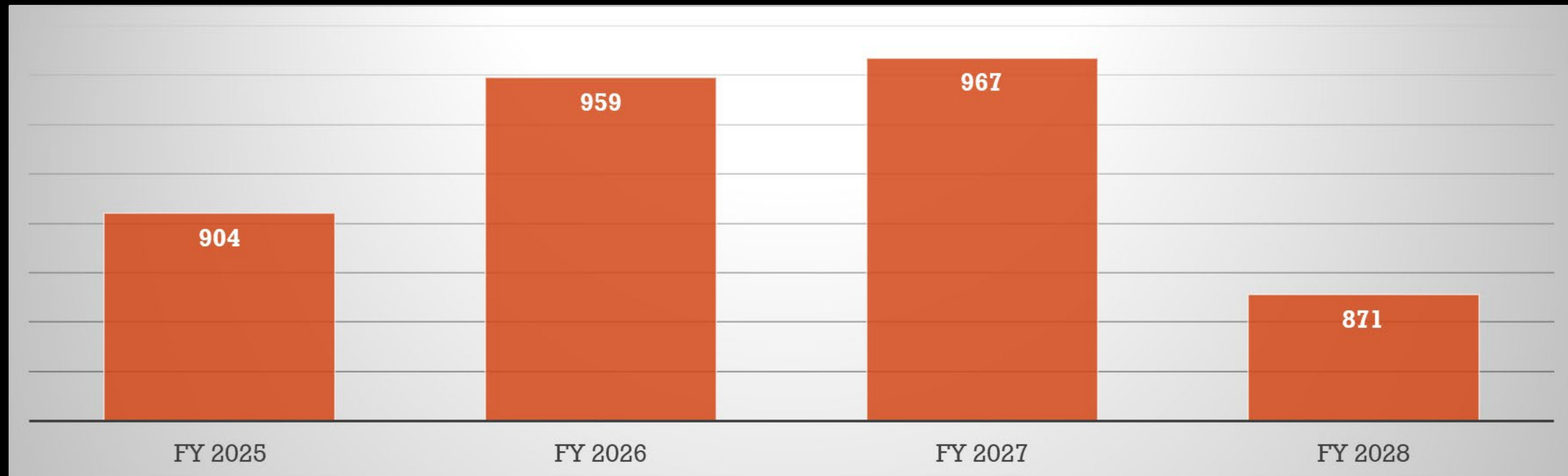
Support for Working

Service	Support Hours Per Week	Work Hours Per Week	Wages Per Week
Individual Employment	2.4	10	180.7
Group Supported Employment	2.4	7.6	125.78

Wages & Acuity Level



Projected Transition Age Students



Access to the Community



Number of
Individuals
Served 2526

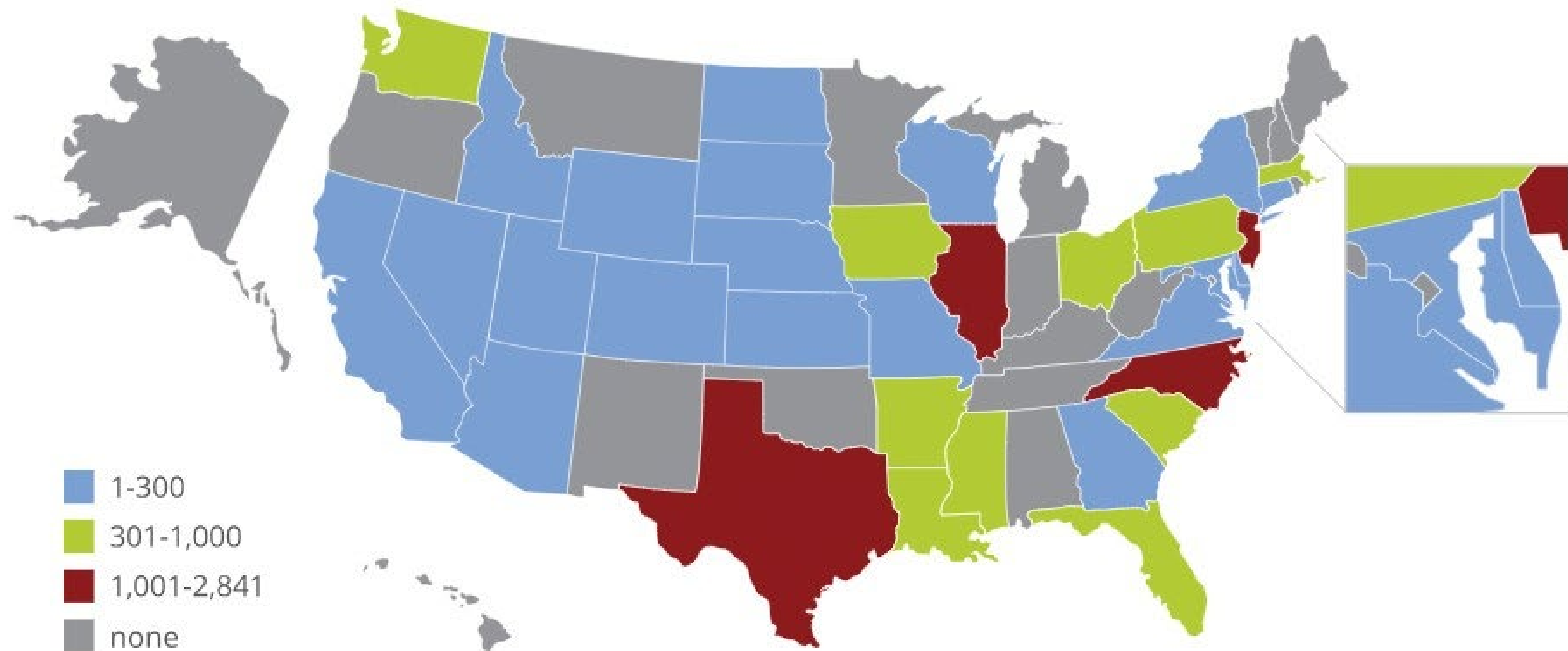
Community Inclusion
Average Support
Hours Per Week 2.2

Residential Habilitation Centers



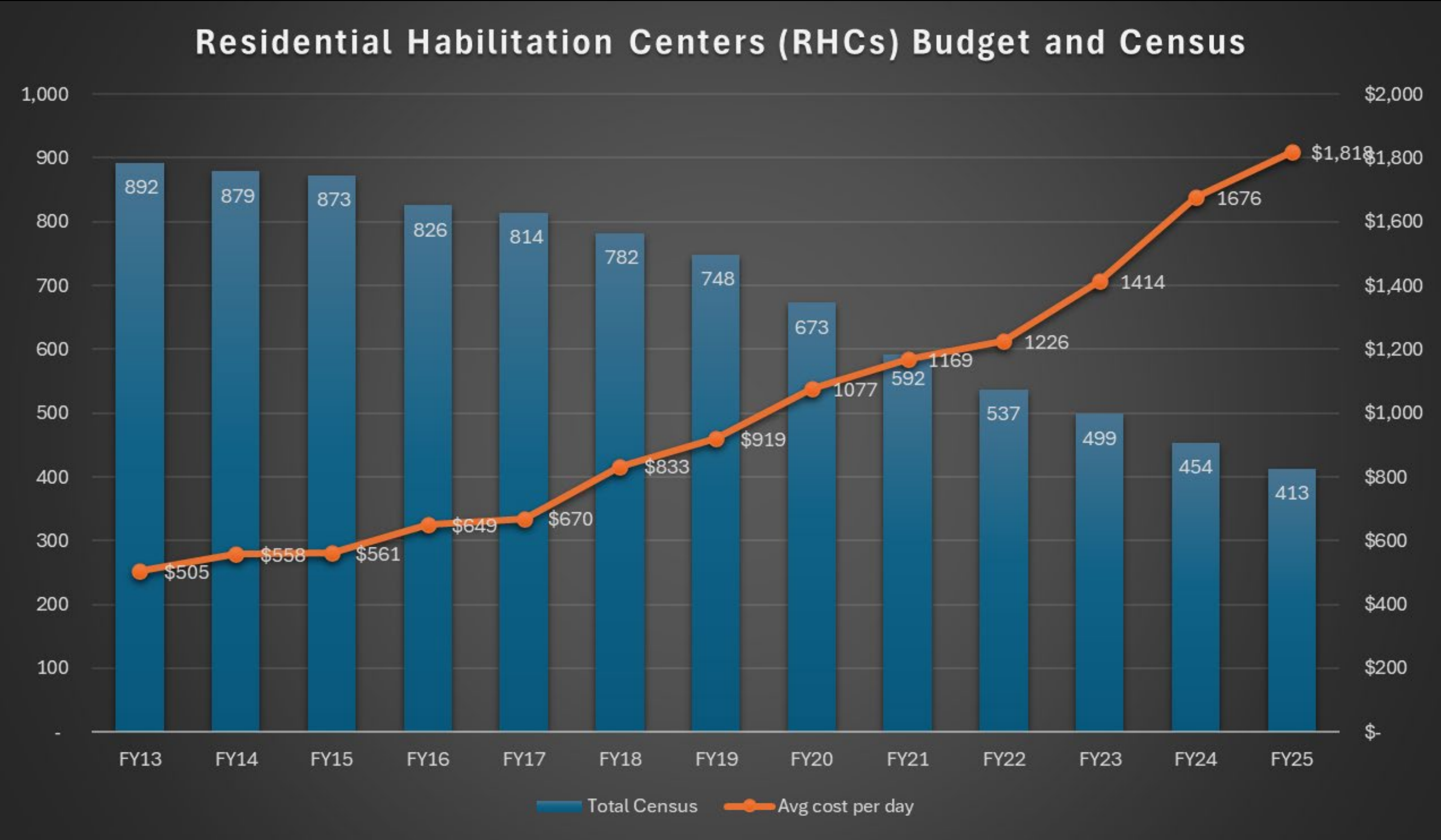
18 States have Completely Eliminated RHCs

On June 30, 2020, 15,322 people lived in state-run IDD facilities serving 16 or more people.



By 2020, there were 15,322 people with IDD living in 103 state-run facilities in 33 states.

In the last 12 years the number of people at RHCs has dropped by more than half, while the cost has more than tripled

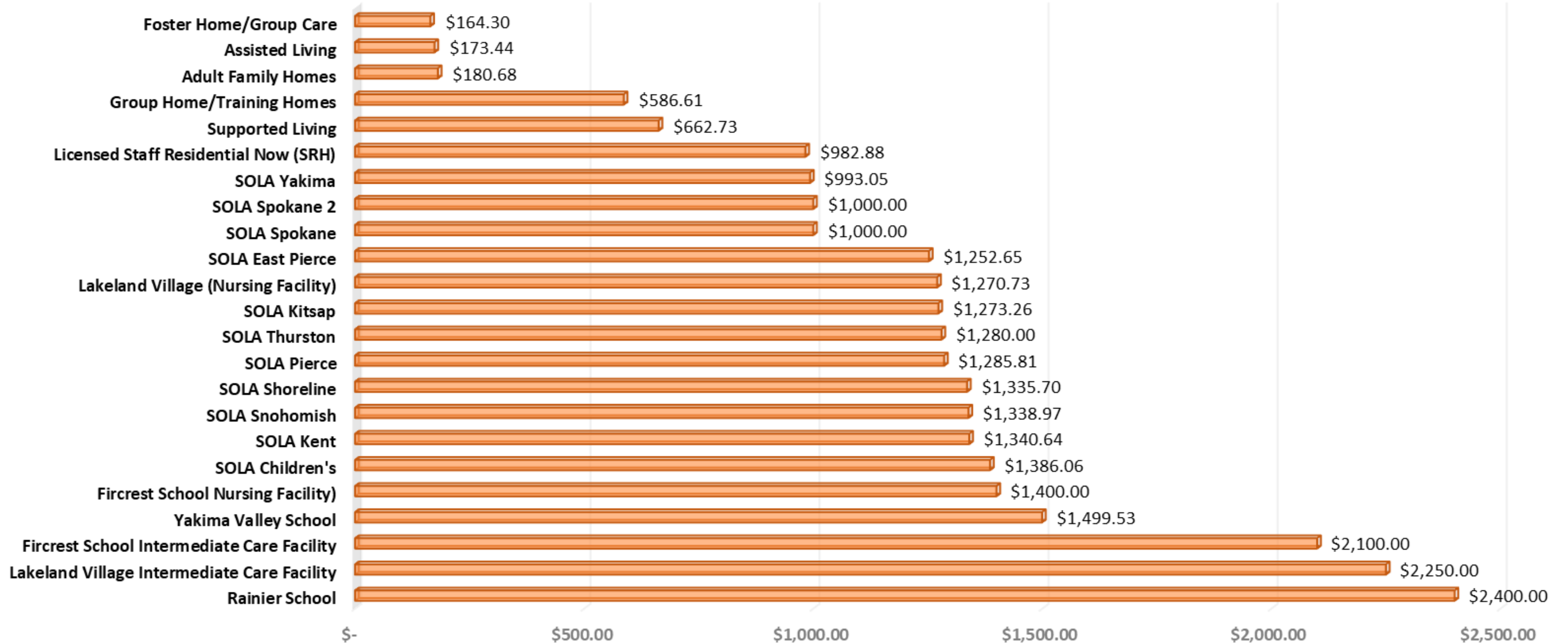


RHC Census

Setting		18 through 21	22 through 62	63 +	Total
Lakeland Village		1	61	81	143
Rainier		2	50	19	71
Yakima School	Valley				
		4	31	14	49
Fircrest		1	101	64	166
TOTAL		8	243	178	429

Cost Per Day By Residential Setting

FY25 Rate



State Operated Community Residential

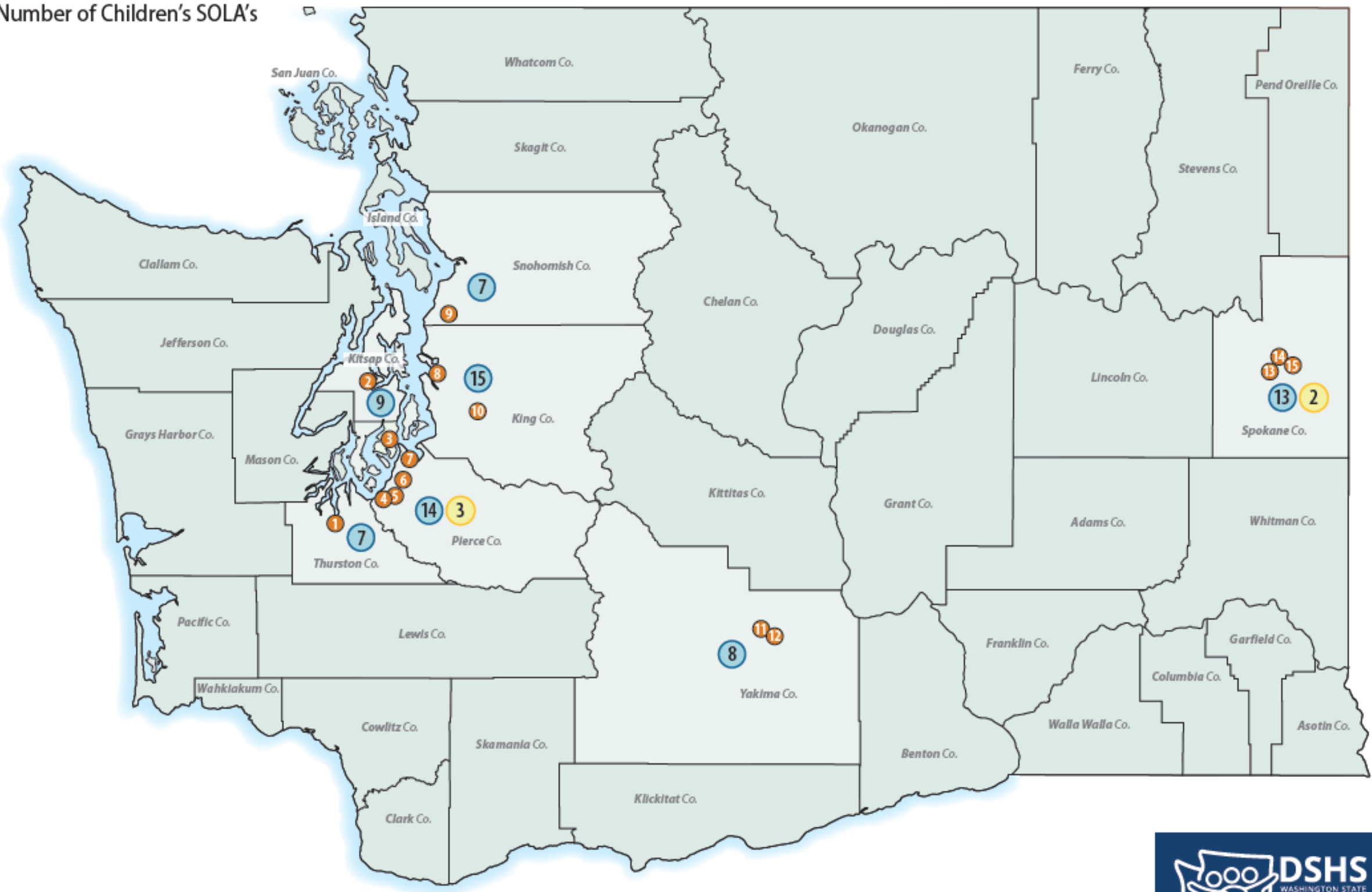
Our state-operated living alternative homes

Behavioral Health and Habilitation Administration

● Number of Adult SOLA's
● Number of Children's SOLA's

State Operated Living Alternatives regional offices – managing 80+ community homes

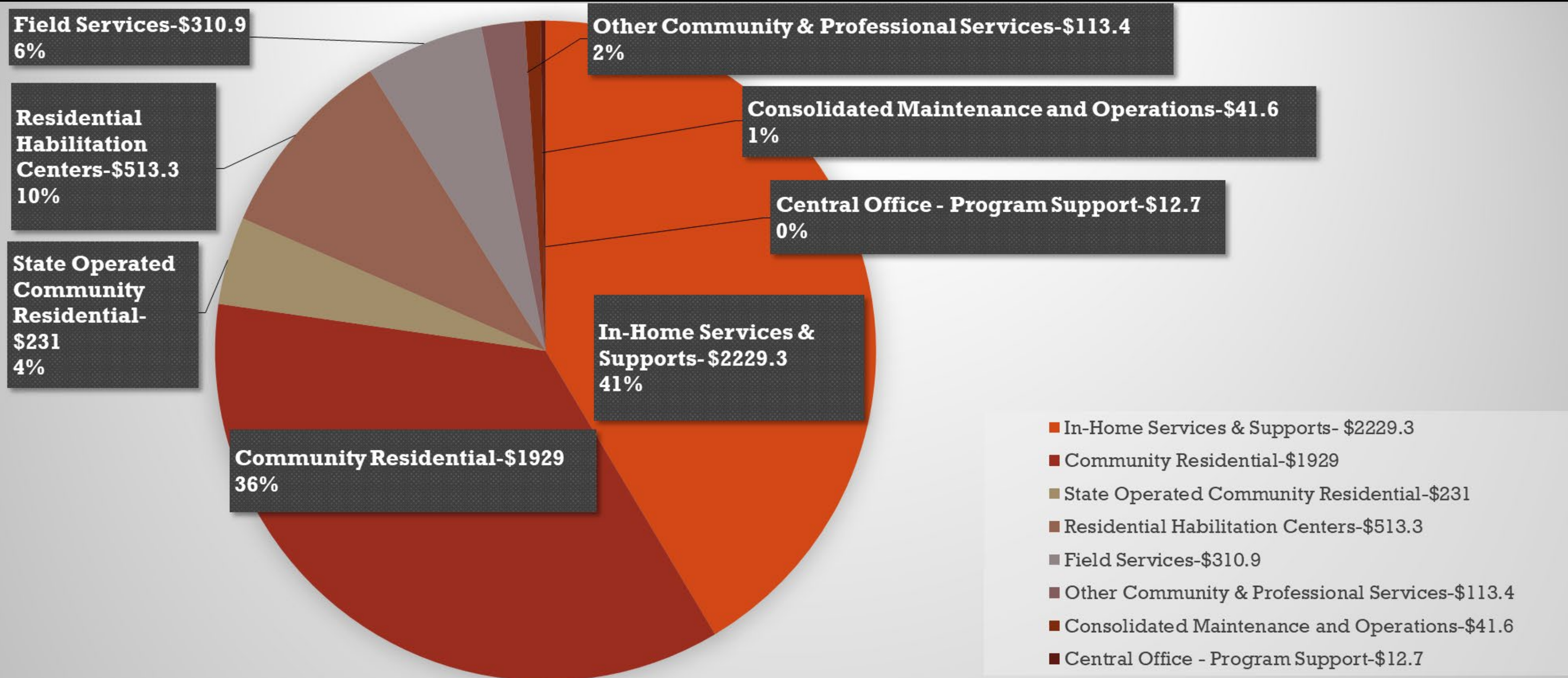
- | | | |
|-------------------------------------------------------------|-----------------------------------------|-----------------------------|
| 1 Thurston SOLA | 6 Intensive Habilitation Services (IHS) | 11 Yakima SOLA |
| 2 Kitsap SOLA | 7 East Pierce SOLA | 12 SOCR Transitions |
| 3 Stabilization Assessment and Intervention Facility (SAIF) | 8 Shoreline SOLA | 13 Spokane 1 SOLA |
| 4 Pierce SOLA | 9 Snohomish SOLA | 14 Spokane 2 SOLA |
| 5 Children's SOLA West (CSW) | 10 Kent SOLA | 15 Children SOLA East (CSE) |



DDCS Budget



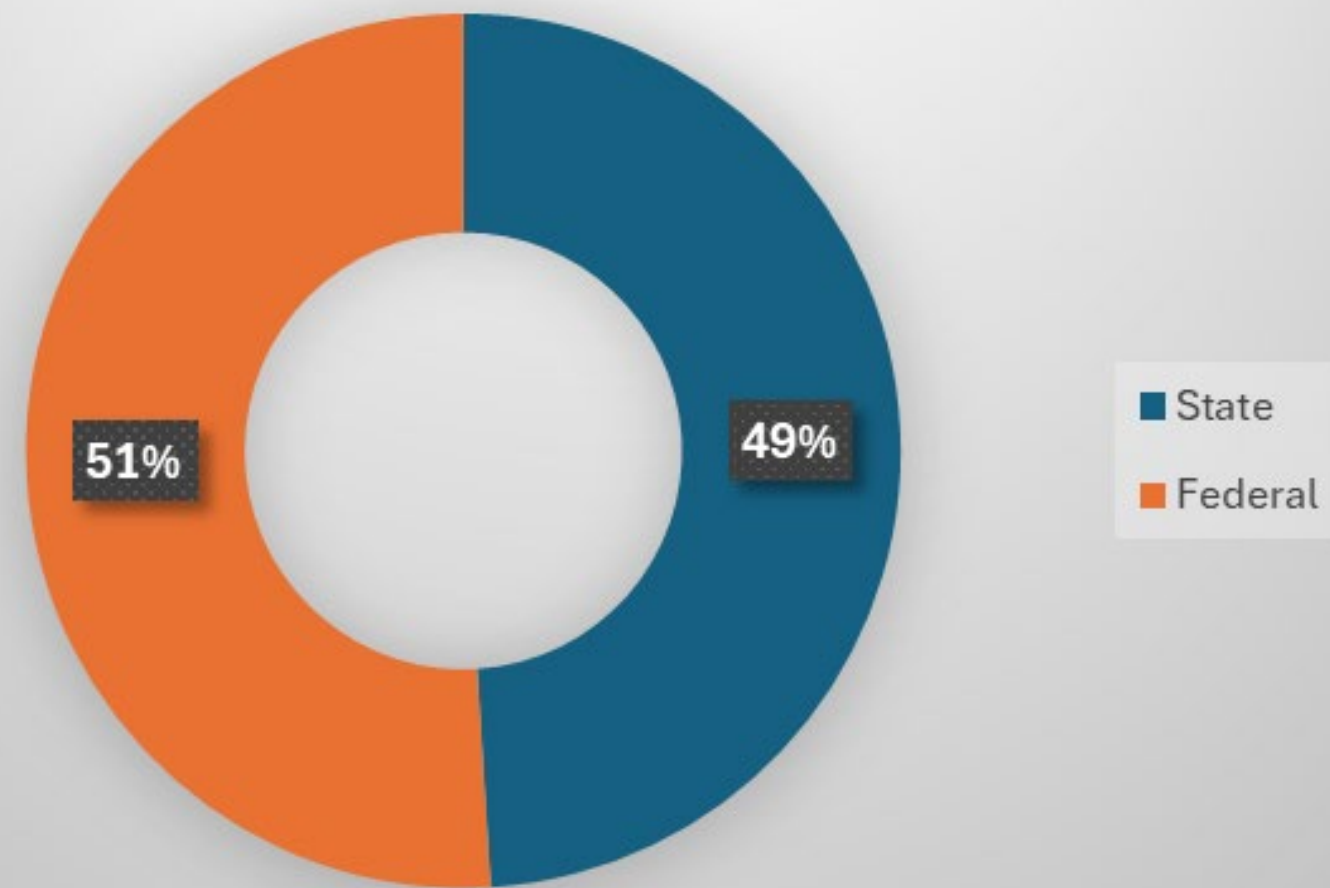
DDCS's Budget FY 2024



TOTAL: \$5,381.2 Million

\$2,659.8 Million State Funds, \$2,721.4 Million Federal Funds

State Funds are Federally Matched



State & Federal Partnership

WASHINGTON STATE RANKS 38TH IN PER CAPITA SPENDING FOR I/DD SERVICES

Almost one -third of
DDCS clients
receive no paid
services (22,964)



Challenges Ahead

Lack of Capacity

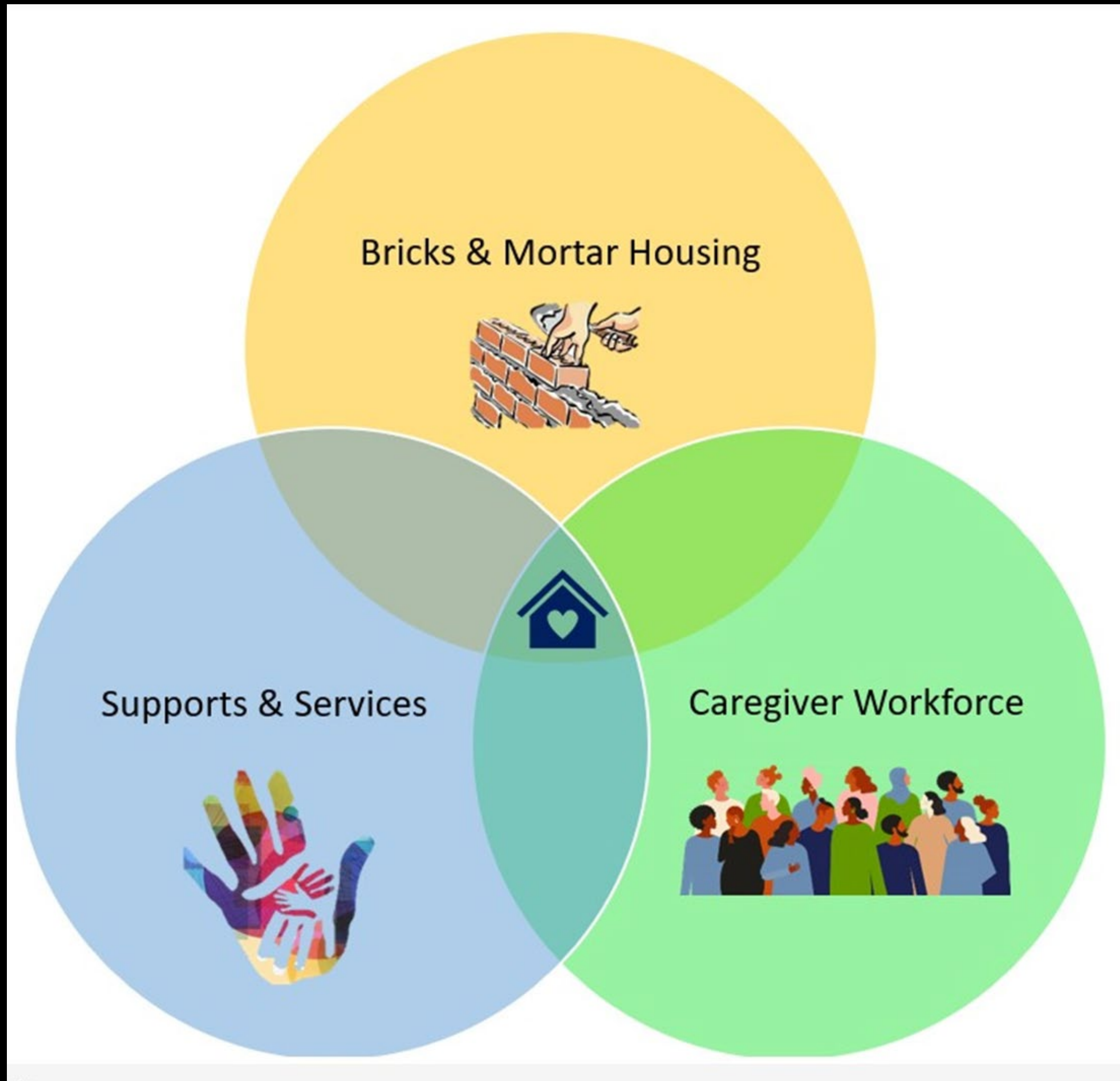
Workforce Shortage

Insufficient Housing

Inadequate Family Supports

Access to Inclusive Education

Limited Reliable to Transportation



All the
Elements are
Necessary for
Success

Lack of Capacity

Lack of Capacity Leads to Crisis

- **Individuals**

- Don't get the care they need
 - End up isolated
 - End up in the hospital or jail

- **Families**

- Have to quit work
 - Go into financial crisis
 - Are separated

- **Agencies**

- Can't adequately serve new people
 - Go out of business

- **Students**

- Don't get an appropriate education
 - Are isolated and/or restrained
 - Get sent out of state



Workforce Shortage

Lack of Appropriately and
Adequately Trained
Caregiving Professionals



+

Low
Wages/Rates



=

Less available care
AND lower -quality
care



The Workforce Shortage Affects ALL Services

- Healthcare
- Mental/Behavioral Health
- Employment
- Local Community Programs
- Homecare/Residential Services
- Childcare
- Education

Insufficient Housing

There isn't enough Safe, Affordable, Accessible, Inclusive Housing

- People with I/DD are considered extremely low income (SSI= \$967 a month)
- \$2000 asset limit
- **Projected need for 39,000 units in WA**
- Housing Trust Fund has 1,382 DD Set aside units
- There is NO housing market in the US where you can rent an apartment solely on SSI



Inadequate Family Supports

Families are the long-term care system for individuals with I/DD



56.5% of adult clients live with and receive care from a parent or a relative



It is estimated that more than 2000 individuals over the age of 40 are living with a parent



Families Need.....



Affordable, Accessible, Reliable Childcare and after school programs



An Occasional break from caregiving (respite)




A reliable network of well trained, care providers




Timely and easy to use services



Accurate information & culturally responsive support



Assistance navigating systems



Adequate funding for supports that give individuals meaningful things to do while family members work, which provides financial stability to the family

Aging Parents Need...



Support to
plan for the
Future



Assurance there
will be things in
place when they
are no longer
able to provide
care

Education Reform is Needed



- Washington is 44th in the nation in use of inclusive practices
- Washington continues to send many of our high acuity students with I/DD out of state
- Washington continues to disproportionately restrain and isolate students with disabilities

Limited Reliable Transportation



- Individuals with disabilities often are unable to drive. They need reliable, accessible public transportation to get to:

- Work
- The store
- Medical appointments
- Recreation
- To church
- To visit friends & family

to live the lives they want.....

What's Next?





Community services are **not** optional -
they are lifelines.

The state has a **moral obligation** to
ensure people with IDD are cared for.

#Cuts#Cause#Crisis

Protect DD Services



Equal cuts across state agencies are **not equitable** for people with IDD

Individuals with IDD receive services from **many agencies** , so they end up taking multiple cuts.

#Cuts#Cause#Crisis

Protect DD Services

Protect Disability Rights



Individuals with disabilities have a right to live, work, learn, and play in the community

Ensure that people with disabilities are not denied services, provided unequal treatment, or relegated to segregated settings and they have equal opportunities to benefit from state services and programs.

How Can you Help?

- Use the data in the Notebook
- Sign up for Advocacy Days- share info with your organization
- Share information with your legislators

Thank You!



Cathy@ arcwa.org

