

Developmental Disabilities Administration (DDA) Eligibility Determination Activity

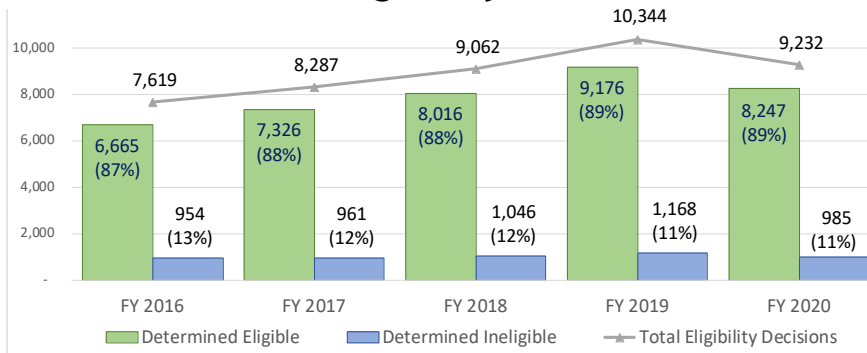
To apply for a determination of eligibility by the Developmental Disability Administration (DDA), you must fill out some required forms and return them with supporting evidence of your eligible condition and substantial limitations. Under Washington State law, the definition of a developmental disability is a disability attributable to:

- Intellectual Disability; Cerebral Palsy; Epilepsy; Autism; or Another neurological or other condition similar to intellectual disability.

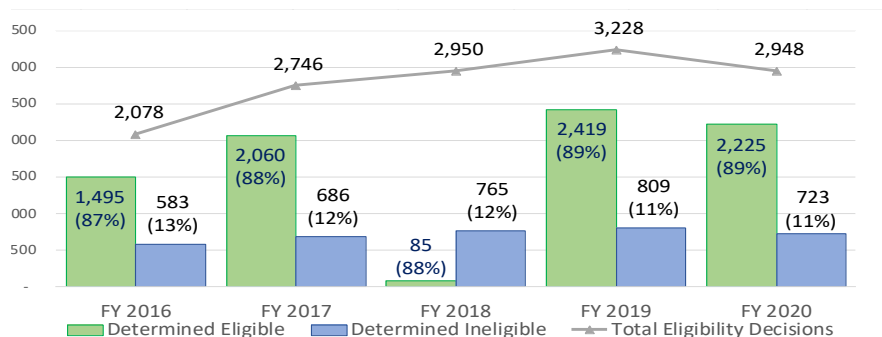
The disability must have originated before the individual attained age eighteen, continued or can be expected to continue indefinitely, and results in substantial limitations to an individual's intellectual and adaptive functioning.

Eligibility is reviewed for all conditions at the individual's 4th birthday and at age 19 or older. Additional reviews are done at the 10th birthday for a diagnosis of developmental delay or Down Syndrome, by the 18th birthday for medically intensive clients, and no later than the 20th birthday when academic delays were used as evidence of substantial limitations. Additional eligibility information can be found at www.dshs.wa.gov/dda/consumers-and-families/eligibility

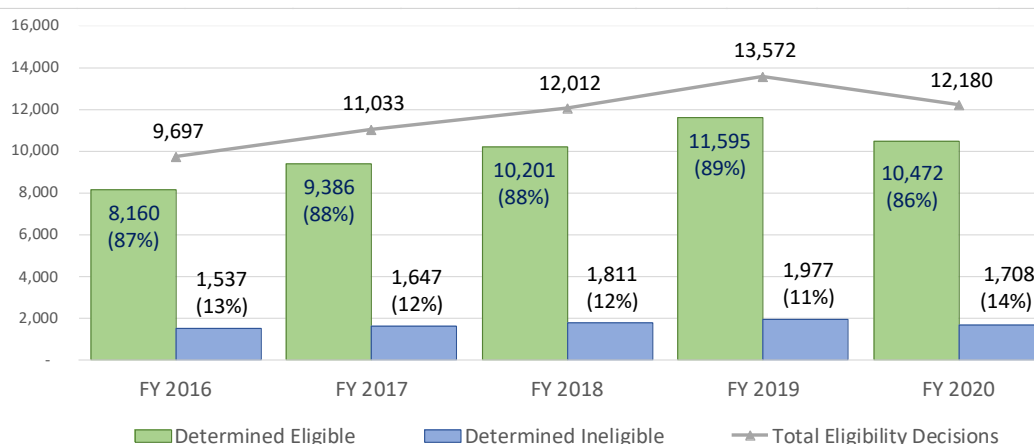
DDA Initial Eligibility Determinations



DDA Review Eligibility Determinations



DDA Total Eligibility Determinations by Fiscal Year



Summary

- Includes all application types: initial, review, expirations and re-application.
- The number of eligibility applications decreased by 10.25% from FY2019 to FY2020, which is a significant change from the previous year when initial applications had increase by 13%.
- About 85% of all applications are determined eligible and 15% determined ineligible.

Developmental Disabilities Administration (DDA) Eligibility Determinations by Age Group and Gender

FY 2020 Eligibility by Age

Age Group	Ineligible	Eligible	Total
0<3	12	7,390	7,402
3<17	835	1,897	2,732
18<21	283	725	1,008
>=21	387	282	669
Grand Total			11,811

Summary

- Eligibility determinations have remained steady since FY15 for the 0<3 and 3<18 age groups.
- Determinations for transition age applicants between 18 and 21 have increased every year since 2015.

Percentage Eligible by Age

	FY 2015	FY 2016	FY 2017	FY 2018	FY 2019	FY 2020
0<3	62.0%	61.3%	60.2%	61.0%	60.6%	62.7%
3<18	25.7%	25.7%	25.4%	24.3%	25.2%	23.1%
18<21	4.6%	6.0%	8.3%	8.9%	9.2%	8.5%
>=21	7.7%	7.0%	6.1%	5.8%	5.1%	5.7%

FY 2020 Eligibility by Gender

Gender	Ineligible	Eligible	Total
Female	516	3657	4173
Male	1000	6596	7596
Unknown	1	41	42
			11811

Summary

Eligible applications on average have been 65% males and 35% females since 2016.

Percentage Eligible by Gender

	FY15	FY16	FY17	FY18	FY19	FY20
Males eligible	55%	55%	56%	56%	55%	56%
Males ineligible	10%	10%	9%	9%	9%	8%
Females Eligible	29%	30%	30%	30%	30%	31%
Females Ineligible	5%	5%	5%	5%	5%	4%

Developmental Disabilities Administration (DDA) Eligibility Determinations by Ethnicity & Disability Category

Eligibility by Ethnicity

	FY 2015		FY 2016		FY 2017		FY 2018		FY 2019		FY 2020	
	Eligible	Not Eligible	Eligible	Not Eligible	Eligible	Not Eligible	Eligible	Not Eligible	Eligible	Not Eligible	Eligible	Not Eligible
AM/AL	1.1%	0.4%	1.3%	0.3%	1.3%	0.4%	1.2%	.04%	1.0%	0.3%	1%	0%
AS	6.1%	0.7%	5.9%	0.8%	5.7%	0.6%	6.7%	0.6%	5.9%	0.6%	7%	1%
B/AA	4.9%	1.3%	4.4%	1.1%	4.5%	1.0%	5.3%	1.0%	4.0%	0.7%	5%	1%
NH/PI	1.0%	0.2%	1.3%	0.1%	1.4%	0.2%	1.0%	0.1%	1.0%	0.1%	1%	0%
UN	10.8%	1.2%	10.4%	1.0%	11.1%	1.2%	10.8%	1.1%	8.0%	3.2%	11%	1%
WH	54.0%	10.8%	55.5%	10.5%	55.5%	9.9%	54.1%	10.1%	45.3%	6.4%	54%	9%
2+	6.6%	0.9%	6.4%	1.1%	6.4%	0.9%	6.5%	1.0%	19.8%	3.8%	7%	1%
Totals	84.5%	15.5%	85.2%	14.9%	85.9%	14.2%	85.6%	14.3%	84.9%	15.1%	87%	13%
HS	17.2%	2.5%	19.3%	2.6%	18.5%	2.5%	17.8%	2.5%	16.0%	2.2%	19%	2%

AM/AL= American or Alaska Native AS = Asian B/AA = Black or African American HS = Hispanic
 NH/PI = Native Hawaiian/Other Pacific Islander UN = Unreported/Other WH = White 2+ = 2 or more Races

Note: The percent of eligibility determinations with a decision of eligible shows a five year average change in the number of applications determined eligible to be plus or minus less than 1% for tracked ethnic categories.

- Hispanic and Latino are not a race, they are an ethnicity. Typically, Hispanic/Latino is an ethnicity within the race of Caucasian.

Eligibility by Disability Category

CATEGORY	FY 2016	FY 2017	FY 2018	FY 2019	FY 2020	5 Year Average
Developmental Delay	78.6%	78.4%	78.9%	79.6%	80.0%	79.1%
Intellectual Disability	8.1%	7.3%	7.1%	7.0%	6.2%	7.1%
Autism	5.8%	6.1%	5.9%	6.2%	6.6%	6.1%
Two or more Disabilities	2.4%	2.7%	2.9%	2.2%	2.6%	2.6%
Cerebral Palsy	2.0%	2.3%	2.3%	1.9%	1.8%	2.1%
Another Condition (Neurological/Other)	2.0%	2.6%	2.2%	2.5%	2.1%	2.3%
Epilepsy	0.6%	0.5%	0.6%	0.5%	0.6%	0.6%
Medically Intensive Children's Program	0.4%	0.1%	0.2%	0.1%	0%	0.2%

The distribution of eligibility conditions has remained steady since 2015 with a slight growth in the category of Autism.

Note: As of August 13, 2018, clinical eligibility for the Medically Intensive Children's Program is no longer a separate eligibility category.